

YEAR	MODEL	PART NAME	PART NO.	PER CAR	PART NO.
Group 8.000 PANEL, HOOD UPPER					
1948	26 All		510494 RH		510495 LH
1949-52	All		514778 RH		514779 LH
1953	All		514956 RH		514957 LH
1954	All		517623 RH		517624 LH
1955	All			1	518639
1956	All			1	521300
1957	All			1	523311
1958	2547 SD-67 SD			1	531250
1958	All exc. 2547 SD-67 SD			1	534690
1959	All			1	532029
1960	All			1	536074
1954	P/8	BAFFLE ASSY., hood to radiator-upper		1	518790
1949-52	All	BRACE ASSEMBLY, hood cross	Front	1	513225
1953-54	All		Front	1	515860
1955	All w/2 B,C.		Rear corner	2	520222
1955	All w/4 B,C.		Rear corner	2	521387
1955	All	hood panel front reinforcement		1	521388
1956	All		Center	1	522779
1958	All	LINER, hood inner to outer			
		panel	(18-1/2" long) center	AR	531591
			(20" long) outer	2	531592
1949-54	All	SCREW AND LOCKWASHER ASSY., hood cross			
		brace	Front	4	513565

Group 8.013 BRACKET, HOOD HINGE SPRING DASH

1942-48	26 All				507258 LH
1949-52	All	to shroud	511632 RH		511633 LH
1953-54	All	to shroud	515188 RH		515189 LH
1949-50	All	GUIDE ASSY., hood rear		1	512737
1949-50	All	BRACKET, hood rear guide		1	512736
1941	26 All	SPRING, hood hinge		2	506053
1942-48	All			2	507187
1949-54	All			2	512700
1955-56	All			2	520062
1957-58	All			2	523728
1959-60	All			2	534001

Group 8.015 HINGE ASSY., HOOD

1942-48	25 All			1	508693
1949-52	All			1	511616
1953-54	All			1	515602
1955-56	All	less spring	522680 RH		522681 LH
1957	All	less spring	523651 RH		523652 LH
1958	All	less spring	529616 RH		529617 LH
1959-60	All	less spring	532565 RH		532566 LH
1942-48	25 All	LINK, hood hinge	Front	2	507184
1942-48	26 All		Front	2	507253
1942-48	25 All		Rear	507185 RH	507186 LH
1942-48	26 All		Front	507254 RH	507255 LH
1949-54	All		Front	511621 RH	511622 LH
1949-52	All		Rear	511623 RH	511624 LH
1953-54	All		Rear	516403 RH	516404 LH
1942-54	All	PIN, hood hinge link pivot		8	563569
1939	All	WASHER, hood hinge (7.397)	(17/32" I.D., x1-1/4" O.D.)	4	500456

Group 8.016 BOLT-STUD-WASHER, HOOD HINGE

1957	All	BOLT, hood hinge reinforcement to hinge (Spec. 3/8"-16x13/16")	4	528445
1959-60	All	hood hinge to shroud and fender reinforcement (8.977)	6	9411832
1959-60	All	hood to hood hinge (Spec. 3/8"-16 x 1")	4	532290
1960	All	SHIM, hood hinge to hood and shroud (1/16")	AR	530363
1960	All	hood hinge to hood and shroud (1/8")	AR	530362
1958	All	STUD, hood hinge to hood	4	531009
1949-54	All	WASHER, hood hinge to body- rubber (5/16" I.D.x1-1/2" O.D.)	4	513984
1959-60	All	hood to hood hinge (13/32" I.D.x1" O.D.)	4	531448
1959-60	All	hood hinge to shroud and fender reinforcement (8.143)	AR	532128

Group 8.021 PAD-CLIP-RETAINER, HOOD INSULATOR

1956	All	PAD, hood insulator	1	522377
1957	All	1	523602
1958	All	1	530409
1959	All (Spec. 1/8"-16x1/2")	1	533303
1959	All Front	1	533304
1960	All Rear	1	536338
1956-59	All	CLIP, hood insulator pad ret.	4	522675
1956	All	RETAINER, hood insulator pad Front	1	522676
1956	All Rear	1	522677
1957-58	All	2	528178
1959	All	2	533305
1959	All	SCREW, hood insulator pad to hood (Hex. hd. No. 14-10x5/8")	4	149501
1960	All	STUD, insulator pad to hood	8	535106
1956	All	WASHER, hood insulator pad sealing (5/32" I.D.x41-64" O.D.)	6	516932
1960	All	insulator pad to hood . . (17/64" I.D. x 1-31/32" O.D. x 1/16" thick)	8	3760729

Group 8.022 GUSSET, HOOD FRONT

1955	All	1	520164
------	-----	-----------	---	--------

Group 8.024 BUMPER, HOOD PANEL

1941-52	All	to fender	AR	503865
1941-48	All	to lower catch plate	2	506351
1948	All	to shroud	2	419674
1949-52	All	to shroud	2	513388
1953-54	All	to fender	12	515456
1953-54	All	to shroud	2	517442
1955-57	All	to fender	AR	519545
1955-60	All	to shroud and hood front (12.212)	AR	3716781
1958	All	to fender	2	529186
1958	All	hood front adjustable	2	564658
1959-60	All	hood to fender side	4	531921
1959	All	BUMPER AND BOLT, hood adjustable	2	533596
1960	All	hood adjustable	2	536525
1953-54	All	BRACKET, hood to shroud bumper	2	517441
1949-54	All	CAP, hood adjustable bumper Front	2	511961
1949-54	All	NUT, hood adjustable bumper, spring type Front	2	511947

1949-52	All	SCREW, hood adjustable bumper . . . (5/16"-18x1-1/4")	2	160722
1953-54	All	SCREW, hood adjustable bumper . . . (5/16"-18x1-1/2")	2	160731
1955-57	All	SCREW, hood adjustable bumper . . . (1/2"-20x1-5/8")	2	520104
1958	All	SCREW, hood adjustable bumper . . . (3/8"-16x1-1/4")	2	530273
1959-60	All	hood rear adjustable bumper to shroud . . . (Spec. 3/8"-16x2-1/4")	2	533997
1955-56	All	(12.206) STUD, hood to shroud bumper . . .	2	4137118
1959-60	All	(8.136) WASHER, hood rear adjustable bumper to shroud cap . . .	2	532128
1960	All	(8.155) hood adjustable bumper and bolt . . .	2	533842

Group 8.030 ORNAMENT, HOOD TOP (ILLUMINATED)

1949	All	less insert . . .	1	512714
1950	All	with insert . . .	1	513870
1951	All	with insert . . .	1	514871
1952	All	with insert . . .	1	515576
1953	All	with insert . . .	1	516830
1954	All	with insert . . .	1	517629
1955	All	with insert . . .	1	521446
1956	All	with insert . . .	1	522077
1953	All	CLIP, hood top ornament wing ret. . .	1	4152044
1949	All	INSERT, ornament . . .	1	512713
1950	All	INSERT, ornament . . .	1	513871
1951	All	INSERT, ornament . . .	1	514869
1952	All	face . . .	1	515577
1952	All	face . . . Upper	1	515578
1953	All	face . . .	1	516725
1954	All	face . . .	1	517673
1955	All	face . . .	1	521447
1956	All	face . . .	1	522064
1949-56	All	SHROUD, hood top ornament bulb . . .	1	513496
1953	All	WING, hood top ornament . . . 516989 RH	1	516990 LH
1949	All	WIRE & SOCKET ASSY. . .	1	5289584
1950-52	All	WIRE & SOCKET ASSY. . .	1	5290783
1953-54	All	on body . . . (16" long)	1	5298539
1953	All	on hood . . . (86" long)	1	5298735
1954	All	on hood . . . (86-1/2" long)	1	5299808
1955-56	All	on body . . . (30" long)	1	2961479
1955-56	All	on hood . . . (68-1/2" long)	1	2961478

Group 8.030 ORNAMENT, HOOD TOP

1949	All	exc. illuminated ornament . . .	1	511506
1950	All	exc. illuminated ornament . . .	1	513747
1951	All	exc. illuminated ornament-chrome . . .	1	514855
1952	All	exc. illuminated ornament . . .	1	515594
1953	All	exc. illuminated ornament . . .	1	516780
1954	All	exc. illuminated ornament . . .	1	517658
1955	All	exc. illuminated ornament . . .	1	519309
1956	All	exc. illuminated ornament . . .	1	521426
1949	All	EMBLEM, hood front . . .	1	511667
1949	All	EMBLEM, hood front . . .	1	511667
1950	All	EMBLEM, hood front . . .	1	513676
1959	All	EMBLEM, hood front . . .	1	532778
1942	All	INSERT, hood ornament . . . Plastic	1	507305
1951	All	INSERT, hood ornament . . . Plastic	1	507305
1956	All	(12.116) NUT, hood top ornament to hood . . .	2	4615081
1959	All	(8.921) hood emblem to inner panel . . . (1/4"-20)	1	446026
1951	All	SPACER, hood top ornament to hood . . . Rear	1	515985

Group 8.035 PILOT, HOOD LOCK

1941-48	All	hood catch plate . . .	1	506571
1958	All	hood latch . . .	1	529926
1960	All	hood latch . . .	1	536130
1949-52	All	BRACKET ASSEMBLY, hood catch pilot to hood . . .	1	511916

1953-54	All	pilot to upper baffle	1	515333
1941-52	All	SPRING, hood lock pilot	1	506572
1941-52	All (8.085)	RETAINER, hood lock pilot spring	1	3685641
1960	All	NUT, hood latch pilot to pilot reinforcement (1/2"-20)	1	536139

Group 8.036 HOOD SAFETY LOCK PARTS

1949-52	All	HOOK ASSY.	1	511767
1960	All	1	536128
1949-52	All	PLATE, hood safety hook striker	1	512537
1946-48	All	SPRING, hood safety catch	1	508876
1958	All	1	529931

Group 8.039 PLATE, HOOD PANEL NAME

1956	All	hood front name-ontiac	1	521411
1955	All	LETTER, hood front name-P	1	519494
1955	All	letter O	1	519495
1955	All	letter N	1	519496
1955	All	letter T	1	519497
1955	All	letter I	1	519498
1955	All	letter A	1	519499
1955	All	letter C	1	519500
1956	All	letter P	1	521413
1958	All	exc. 2547 SD-67 SD	letter P	1	529683
1958	All	letter O	1	529684
1958	All	letter N	AR	529685
1958	All	exc. 2547 SD-67 SD	letter T	1	529686
1958	All	letter I	1	529687
1958	All	exc. 2547 SD-67 SD	letter A	1	529688
1958	All	exc. 2547 SD-67 SD	letter C	1	529689
1958	2547 SD-67 SD	letter B	1	531263
1958	2547 SD-67 SD	letter E	2	531264
1958	2547 SD-67 SD	letter V	1	531265
1958	2547 SD-67 SD	letter L	2	531266
1960	All	letter-P	1	536252
1960	All	letter-O	1	536253
1960	All	letter-N	AR	536254
1960	All	letter-T	1	536255
1960	All	letter-I	1	536256
1960	All	letter-A	1	536257
1960	All	letter-C	1	536258
1948	P/6	ORNAMENT, hood side	2	510559
1948	P/8	2	510560
1954	All	BAR, hood front name plate	1	517544
1957	All	1	523599
1954	All	BEZEL, hood front name plate	1	517546
1957	All	1	523600
1940	All	CLAMP, hood center grille name plate	2	494157
1956	All	(12.116)	CLIP, hood front name plate	4	520414
1955	All	NUT, name letter retaining Spring type	7	521197
1957	All	(8.148)	hood front name plate	4	446059
1958	All	(8.040)	hood letter retaining	13	572846
1960	All	(8.040)	hood letter retaining	7	572846
1953	All	PLATE, on hood front-black	1	517417
1953	All	on hood front-red	1	516773
1954	All	on hood front	1	517548
1957	All	on hood front	1	523601
1954	All	RETAINER, hood front name plate	2	518822
1954	All	SPACER, hood front name plate stud	2	517600
1948	All	WASHER, hood side ornament to hood	4	511948
1953-57	All	hood front name plate	AR	511948
1956	All	hood name plate sealing-rubber	2	521863
1955	All	name letter retaining Spring type	7	521197

Group 8.040 SPEED NUT

NUT (see Group 2.680, 2.724 and 8.147 for use)	3695282
NUT (see Group 8.039, 8.147, 9.655 and 10.256 for use) .	572846

Group 8.049 GRILLE ASSY., HOOD CENTER

1949	All		1	511493
1950	All		1	513768
1951-52	All		1	516480
1953	All		1	516775
1954	All		1	517599
1953-56	All	(10.201) WASHER, hood center grille sealing	10	516932
1960	All	(5/32" I.D. x 15/32" O.D. x 7/64" thick)	5	535567

Group 8.054 MOLDING, HOOD PANEL

1955	All	Top	519565 RH	519566 LH
1956	All	Top	522073 RH	522074 LH
1960	All		1	534909
1956	All	BOLT, hood upper panel molding (Spec. No. 10-24x5/8")	14	522109
1955	All	CLIP, hood top molding	24	519730
1960	All	RETAINER, hood top molding	5	536844

Group 8.075 CONTROL ASSEMBLY, HOOD CATCH

1949-50	All L.H.D.		1	512205
1951-52	All L.H.D.		1	516507

Group 8.077 TRUNNION, HOOD CATCH CONTROL

1941,				
1948-52	All	(3.483)	1	375437
1942-47	All		1	507865
1949-52	All	(11.582) CLIP, hood catch cable to fender skirt	4	4572939
1948-50	All	control cable to lower plate	1	3658861
1951-52	All	control cable to lower plate	1	511984

Group 8.080 PLATE ASSEMBLY, HOOD CATCH LOWER

1942-47	All		1	508867
1948	All		1	3664616
1949-50	All		1	511905
1951-52	All		1	514563
1942-47	All	BRACE, lower plate to radiator support	1	506960
1949-52	All		1	511879
1953-54	All	BRACE, upper baffle to radiator support	1	517743
1954	P/8 A.C.		1	518774
1955-56	All	hood latch striker and fender supt.	1	521090
1956	All	radiator support	2	522674
1957	All	hood latch striker support Center	1	524832

1957	All A.C.	hood latch striker support	2	528559
1958	All	hood latch support to splash apron	1	530674
1959	All	hood latch to radiator supt.	1	534988
1960	All	hood latch to radiator supt.	1	536884
1954	P/8 A.C.	BRACKET, rad. upper baffle to rad. supt. base	1	518771
1959	All	hood latch mounting	1	532671
1959	All	BOLT, hood latch rad. supt. brace to rad. supt. (Rd. Hd. 3/8"-16x1")	2	533962
1959	All	LOCKWASHER, hood latch rad. supt. brace to rad. supt.	2	533947
1959	All (1,270)	NUT, hood latch rad. supt. brace to rad. supt.	2	534471
1955-56	All exc. A.C.	REINFORCEMENT, striker base to rad. supt.	1	521158
1959	All (8,977)	SCREW, hood latch mtg. bracket to rad. supt. brace (Hex. Hd. 1/4"-20x3/4")	2	9413531
1960	All (8,977)	hood latch rad. supt. brace (Hex. Hd. 3/8"-16x7/8")	3	9415555

Group 8.081 SPRING, HOOD CATCH LOCK PLATE

1948	All		1	3658835
------	-----	--	---	---------

Group 8.083 LATCH AND HOOK ASSY., HOOD

1953-54	All	LATCH AND SAFETY HOOK ASSY., hood	1	517758
1955-56	All		1	522566
1957	All		1	529148
1958	All		1	529932
1959	All		1	532502
1960	All		1	536267
1959	All	PILOT AND SAFETY LATCH ASSY., hood	1	532494
1960	All	GRIP, hood latch release	1	536304
1960	All	RETAINER, hood latch release grip	1	536877

Group 8.084 SPRING, HOOD LATCH

1951-52	All	(Coil 7/16"x2-5/16")	1	514568
1960	All		1	536159

Group 8.085 BOLT, HOOD CATCH PILOT

1953-54	All		1	516343
1958	All	RETAINER (see Group 8.035 for use)	1	529928
				3685641

Group 8.112 APRON, ENGINE SIDE

1941-48	All L.H.D.			506737 LH
1949-52	All		511654 RH	
1949-52	All L.H.D.			511655 LH
1953	All S.S.			516311 LH
1953-54	All P.S.			517398 LH
1953-54	All H.T.		519343 RH	
1955	All L.H.D.		520268 RH	

1955-57	All	exc. dual exhaust		519505 LH
1955	All		Front 520269 RH	520270 LH
1958	All		Front	530187 LH
1958	All H.T.		Rear	530188 LH

Group 8.130 FENDER, FRONT (PRIME)

NOTE: Fenders are less skirt unless otherwise specified.

1949-50	All		515838 RH	515839 LH
1951-52	All		515723 RH	515724 LH
1953	All		522835 RH	522836 LH
1954	All std.		517646 RH	
1954	All D		522839 RH	
1954	All			522840 LH
1955-56	All		522989 RH	522990 LH
1957	All		523307 RH	523308 LH
1958	All exc. 2547 SD-67 SD & H.D.C.		529567 RH	529568 LH
1958	2547 SD-67 SD & H.D.C.		529716 RH	529717 LH
1959	All		532156 RH	532157 LH
1960	All		536081 RH	536082 LH
1955-56	All	PANEL, front fender extension	Front 521486 RH	521487 LH

Group 8.131 CAP ASSEMBLY, FRONT DOOR FENDER

1942-47	25 All		506952 RH	506953 LH
1942-47	26 All		507836 RH	

Group 8.132 MOLDING, FRONT DOOR FENDER CAP

1942-46	26 All		507105 RH	507106 LH
1948	All D		510606 RH	510607 LH
1941-46	All exc. 25	(8.148) BOLT, cap molding	(Spec. No. 10-24x1/2") AR	505401

Group 8.133 CLIP-SCREW, FRONT DOOR FENDER CAP

1942-48	All exc. sta. wag.	CLIP, front door fender cap	8	507042
1942-48	All	(8.143) SCREW, fender cap to clip	(Spec. hex. No. 14x3/4") 7	3650059
		RETAINER (see Group 8.148 for use)		3700044

Group 8.143 SHIM, FRONT FENDER TO SHROUD

1949-54	All		(1/8") upper	AR	1332241
1949-54	All		(1/32") upper	AR	1332176
1949-57	All		(1/8") lower	AR	511791
1949-57	All		(1/16") lower	AR	511790
1949-57	All		(1/32") lower	AR	511789
1955-56	All		(1/32") upper	AR	519647
1955-56	All		(1/16") upper	AR	519648
1955-56	All		(1/8") upper	AR	519646
1958-60	All		(1/32") upper and lower	AR	530364

1958-60	All	(1/16") upper and lower	AR	530363
1958-60	All	(1/8") upper and lower	AR	530362
1960	All	front fender to rad. support brace (1/32")	AR	530364
1960	All	front fender to rad. support brace (1/16")	AR	530363
1960	All	front fender to rad. support brace (1/8")	AR	530362
1959-60	All	BOLT, front fender to upper shroud (Hex. 3/8"-16x1-1/4")	2	9412037
1942-48	All	SCREW, front fender to extension (Hex. No. 14x3/4")	6	3650059
1955-56	All	NUT, front fender to shroud-spring type	6	519662
1959-60	All	front fender to lower shroud-spring type (3/8"-16)	2	3756021
1960	All	front fender to splash apron	2	533998
1953-54	All	(8.016) WASHER, front fender to body-rubber-sealing (1-1/2" O.D. x 5/16" I.D.)	2	513984
1959-60	All	front fender to upper shroud	2	532128
1959-60	All	front fender to lower shroud	2	533397
1960	All	front fender skirt to fender	6	514084

Group 8.144 SUPPORT, FRONT FENDER

1955-56	All	Upper Rear	4651389 RH	4651390 LH
---------	-----	------------	------------	------------

Group 8.147 MOLDING, FRONT FENDER SIDE

1942-46	26, D only on 1942		507097 RH	507098 LH
1948	All D		510604 RH	510605 LH
1949-50	All D & 2571			2 511648
1951	All D & 2571	1st type w/die cast ornament	514657 RH	514658 LH
1951	All D & 2571	2nd type w/embossed ornament	515820 RH	515821 LH
1952	All D & 2571		516446 RH	516447 LH
1953	All D & 2571		515055 RH	515056 LH
1954	All D		517540 RH	517541 LH
1956	All		521416 RH	521417 LH
1956	All	front fender paint joint	521468 RH	521469 LH
1957	All	MOLDING PKG., front fender	534705 RH	534706 LH
1958	All	front fender		2 534803
1959	All	front fender	534864 RH	534865 LH
1960	All			2 534910
1942-48	All	MOLDING, front fender top		2 507121
1957	All	CONNECTOR, front fender ornament wire		1 2968079
1942-46	26, D only on 1942	EMBLEM, front fender side	507578 RH	507579 LH
1955-56	All			2 522556
1960	27-28 All	front fender		2 536791
1957	All	INSERT, front fender illuminated ornament		2 523905
1957	2867SD	LOUVER, front fender	528748 RH	14 528749 LH
1958	2547 SD-67 SD & H.D.C.		529846 RH	8 529847 LH
1942-48	All	ORNAMENT, fender headlamp upper		2 507110
1949-50	P/6 exc. D & 2571 (8.039)	front fender		2 510559
1949-50	P/8 exc. D & 2571 (8.039)	front fender		2 510560
1949-50	P/6 D & 2571	front fender		2 511649
1949-50	P/8 D & 2571	front fender		2 511650
1951	All D & 2571	front fender molding		6 514602
1955	All	front fender headlamp		2 519579
1955	2564, 2819-37-67 All	front fender-star		2 518658
1956	All	front fender headlamp		2 521786
1957	All	front fender top-exc. illuminated orn.		2 523120
1957	All	front fender top-illuminated		2 523912
1958	All	front fender top	529727 RH	529728 LH
1959	All	front fender top	532849 RH	532850 LH
1953	All exc. D & 2571 (12.112)	PLATE, front fender name	515805 RH	
1954	All exc. D		517614 RH	517615 LH

1957	27 All	"Chieftain"	2	524675
1957	27 All	"Super Chief"	2	524673
1957	2764, 2819-37-39-67 All	"Star Chief"	2	523642
1957	2867SD	"Fuel Injection"-kenya ivory	528617 RH	528618 LH
1958	2793, 2831-39-49 All SD	"Star Chief"	529911 RH	529912 LH
1958	2547SD-67SD	"Bonneville"	529913 RH	529914 LH
1958-59	All 3/2 B.C.	"Tri-Power"	2	531852
1958	All F.I.	"Fuel Injection"	2	531254
1960	21 All	"Catalina"	536567 RH	536566 LH
1960	23 All	Ventura	535105 RH	535104 LH
1960	24 All	Star Chief	536571 RH	536570 LH
1960	27-28 All	Bonneville	536569 RH	536568 LH
1957	All	SOCKET AND WIRE, front fender illum. ornament	2	524223
1942-47	All (8.040)	NUT, headlamp midg. to fender	2	3695282
1949-50	All D & 2571	front fender ornament to fender (No. 8 spring type)	3	511324
1953	All exc. D (12.182)	front fender name plate to fender	6	511750
1957	All (12.116)	front fender name plate to fender	AR	4615081
1958	2547SD-67SD & H.D.C.	front fender louver to fender	24	530515
1958	All (8.148)	front fender ornament to fender (No. 10-24)	8	446059
1958	All (8.921)	front fender name plate to fender (3/32" heavy)	10	445193
1959	21-24 All 3/2 B.C. (8.921)	front fender name plate-spring type (3/32" heavy)	10	445193
1959	All (8.921)	front fender top ornament (3/16")	6	274999
1960	All (8.040)	front fender name plate	AR	572846
1960	27-28 All (8.040)	front fender emblem ret.	6	572846
1957	2867SD	NUT AND SEAL ASSY., front fender louver	28	528606
1957	All	front fender orn. to fender-w/illum. orn.	6	523961
1957	All	front fender orn. to fender-exc. illum. orn.	6	524001
1958	All	front fender orn. to fender	8	524001
1955-56	All	RETAINER, front fender headlamp orn. seal	2	519584
1957	All (8.913)	SCREW AND LOCKWASHER ASSY., frt. fender orn. insert to base-w/illum. orn. (No. 8-32x5/8")	4	455180
1949	All D & 2571	WASHER, fender ornament to fender-cup type	4	511518
1958	2547SD-67SD & H.D.C. (1.269)	front fender louver (Spec. Flat 1")	24	1283465
1959	All	front fender top ornament-sealing	6	534362
1959	All	front fender top ornament	6	514084

Group 8.148 BOLT, FENDER MOLDING

1941-46	All exc. 1941 25	(Spec. No. 10-24x1/2")	AR	505401	
1942-48	All	for front top molding (Spec. No. 6-32x3/8")	AR	507149	
1949-50	All D & 2571	BOLT ASSY., side molding to fender	6	511651	
1951	All D & 2571	Front	2	514640	
1951	All D & 2571	Center and rear	4	514642	
1952	All D & 2571	Front	516455 RH	516456 LH	
1952	All D & 2571	Center	2	516454	
1952	All D & 2571	Rear upper	2	516452	
1952	All D & 2571	Rear lower	2	516453	
1949-54	All D	NUT, front fender molding to fender (No. 10-24)	AR	446059	
1956-59	All	(No. 10-24)	AR	446059	
1960	All		12	3735243	
1941-46	All exc. 2567 (10.708)	CLIP, fender side molding	AR	4114230	
1955	2564, 2819-37-67 All (12.112)	front fender ornament	4	514574	
1956	All	front fender molding	2	522796	
1953	All D & 2571	RETAINER ASSY., front fender molding	12	515059	
1953	All D & 2571	front fender molding	Rear	2	515061
1954	All D		10	517418	
1956	All (8.133)		AR	3700044	
1957	All exc. 2762 SDF	Intermediate	4	524661	
1957-59	All		AR	531564	

1958	All	Intermediate	2	524661
1960	All	front fender molding	12	536371
1949	All D	WASHER, front fender ornament sealing	4	510437
1949-50	All (8.039)	front fender ornament to fender-rubber	4	511948
1949-50	All D & 2571	ornament to fender sealing-rubber	4	514448

Group 8.153 SKIRT, FRONT FENDER

1940	25 All			503965 LH
1949-52	All		513786 RH	511851 LH
1953-54	All exc. A.C.		515826 RH	
1953-54	All			515827 LH
1954	All A.C.	w/door	518757 RH	
1955	All exc. A.C.		518949 RH	
1955-56	All			522168 LH
1955	All A.C.		520620 RH	
1956	All		518949 RH	
1957	All		523902 RH	523892 LH
1958	All exc. F.I.		530366 RH	
1958	All			530367 LH
1958	All F.I.		530950 RH	
1959	All		533637 RH	533638 LH
1960	All	w/seals	536040 RH	536041 LH
1959-60	All	EXTENSION ASSY., front fender skirt	532570 RH	532571 LH
1959-60	All	FILLER, fender skirt to No. 1 body bolt bracket	534147 RH	534148 LH
1959-60	All	fender skirt upper control arm opening	2	533944
1959-60	All	fender skirt extension to upper control arm	2	534152
1959-60	All	NUT, fender skirt extension to fender skirt-spring	6	533998
1959-60	All (8.921)	front fender skirt to fender-spring (No. 14-10)	6	447026
1960	All	frt. fender to splash apron	2	533998

Group 8.154 ANTI-SQUEAK, FRONT FENDER

1939-40	All (8.205)	to body	2	601726
1949-54	All	skirt to frame	2	511860
1949-52	All	SEAL, skirt baffle to fender	2	511861
1953-54	All	skirt baffle to fender	2	515215
1958	All	skirt to frame	2	530368
1959	All	skirt to fender	Upper 2	533581
1959	All	skirt to fender	Lower 2	533593

Group 8.155 BRACE, FRONT FENDER

1949-54	All	skirt baffle to fender	2	511739
1954	P/8 A.C.	to radiator support	1	518777
1955-56	All	to radiator support	1	519237
1955	All	to fender and hood latch supt.	521097 RH	521098 LH
1957	All exc. A.C.	to radiator support	1	523152
1957	All A.C.	to radiator support	1	524071
1959-60	All	to radiator support	1	532110
1957-58	All	BRACKET, front fender skirt to fender	2	524701
1958	All	skirt to body brace	2	529034
1958	All	fender to shroud	2	529944
1958	All	radiator baffle to splash apron	1	531415
1958	2567	baffle and fender skirt to frame dampening	531358 RH	531359 LH
1959	2167, 2867	front end sheet metal to frame dampening	534160 RH	534161 LH

1949-52	All	BAFFLE ASSEMBLY, fender to shroud	511883 RH	511884 LH
1953-54	All		516183 RH	516184 LH
1959	2167, 2867	LINK, dampening bracket to frame	2	532409
1959	2167, 2867 (7.240)	SPACER, dampening bracket	2	532410
1960	2867	STRAP, frt. end sheet metal stabilizer	2	536876
1955-56	All	SUPPORT, front fender and hood latch	1	521640
1957	All		1	523139
1958	All		1	529146
1959	All	fender skirt to fender bracket	533357 RH	533358 LH
1960	All	fender skirt to fender bracket	536180 RH	536181 LH
1958	2567 All	SPACER, dampening bracket bolt	2	531349
1958	2567 All	WASHER, dampening bracket	4	531350
1960	2867 (1.269)	frt. end sheet metal stabilizer strap-flat (9/32" I.D. x 1" O.D.)	4	1283465
1959	2167, 2867	BOLT, dampening bracket to radiator		
		supt. (5/16"-18x1-1/8")	2	534399
1960	All (8.977)	SCREW, rad. supt. front fender brace to fender (Hex. Hd. 5/16"-18x1-1/8")	4	9413229
1959	All	LOCKWASHER, fender skirt to frame	4	533842
1961	All	(21/64" I.D. x 1-17/64" O.D. x 3/16" thick)	4	535114
1949-54	All	NUT, to baffle-spring	2	512568

Group 8.175 SHIELD, REAR FENDER

1942-47	25 All		507538 RH	507539 LH
1949-52	All		2	513992
1953-54	All		2	515221
1955-56	All exc. 25/2762-63-64		519955 RH	519956 LH
1955-56	25/2762-63 All		520015 RH	520016 LH
1955-56	25/2764, 2819-37-39-67 All	stainless steel	521075 RH	521076 LH
1957	All exc. 2762-63-64		523645 RH	523646 LH

Group 8.176 MOLDING, REAR FENDER SHIELD (CHROME)

1953-54	All D		2	516705
---------	-------	--	---	--------

Group 8.177 SEAL, REAR FENDER SHIELD (RUBBER)

1949-54	All		2	513993
1955-56	All		2	520253
1957	All		2	523745
1955-57	All	CLIP, fender shield seal	22	522240
1953-54	All D	BOLT, fender shield molding	8	516706
1942-48	All	SCREW, fender shield seal	4	507584
1949-57	All	bracket to fender (No. 10-24x5/8")	8	520943
1949-56	All	NUT, bracket to fender (Spring Type No. 10-24)	4	513418
1955-57	All	Upper (U type No. 10-24)	4	445483
1957	All	Front and rear (double spring type No. 10-24)	4	523896

Group 8.179 BRACKET, REAR FENDER SHIELD FENDER

1949-52	All	Front	513413 RH	513414 LH
1949-52	All	Rear	513415 RH	513416 LH
1953-54	All	Front	515572 RH	515573 LH
1953-54	All	Rear	515570 RH	515571 LH

1955-56	All	Front	520078 RH	520079 LH
1955-56	All exc. 25/2762-63	Rear	520080 RH	520081 LH
1955-56	25/2762-63 All	Rear	520082 RH	520083 LH
1955-56	All	Upper Front	520628 RH	520627 LH
1955-56	All	Upper Rear	520627 RH	520628 LH
1957	All	Front	523917 RH	523918 LH
1957	All	Rear	2 523893	
1957	All	Upper Front	523744 RH	523743 LH
1957	All	Upper Rear	523743 RH	523744 LH

Group 8.203 FENDER, REAR (PRIME)

NOTE: See Group 12.940 for 1949 and subsequent models.

1942-47	25 All			506826 LH
1942-47	26 All		507840 RH	507841 LH
1948	25 All		510630 RH	510631 LH

Group 8.204 MOLDING-CLIP, REAR FENDER

NOTE: See Group 12.116 for 1949 and subsequent models.

1942-46	26 All	MOLDING	FrontUpper	507018 RH	507019 LH
1942-46	26 All		Front center	507020 RH	
1942-46	26 All		Front lower	507022 RH	507023 LH
1942-46	26 All		Rear lower	507024 RH	507025 LH
1942-46	26 All		Rear center	507026 RH	
1946	2607-09 All		Rear lower	508553 RH	508554 LH
1941-46	All (10.708)	CLIP, rear fender molding		18 4114230	
		RETAINER (see Group 1.266 for use)		566097	

Group 8.205 ANTI-SQUEAK, REAR FENDER

1938-48	All	fender to body, 100 ft. roll, front or rear	AR	601726
---------	-----	---	----	--------

Group 8.206 WASHER, FENDER TO BODY AND FRAME SCREW

1940-48	25 All	BOLT, rear fender to body	6	3651216
---------	--------	---------------------------	---	---------

Group 8.208 DOOR, FUEL TANK REAR FENDER

NOTE: See Group 12.944 for 1949 and subsequent models.

1941-48	All exc. 25		1	505113
1941-48	25 All		1	505332

Group 8.209 LOCK PARTS, FUEL TANK REAR FENDER DOOR

NOTE: See Group 12.944 for 1949 and subsequent models.

1941-56	All	BARREL AND CAP, fuel tank door lock	1	1316127
1957	2762-63 All		1	1316127

Group 8.210 BUMPER, FUEL TANK REAR FENDER DOOR

1940	29 All	(10.263)		2	4119339
1941-48	All		rubber	2	417320

NOTE: See Group 12.944 for 1949 and subsequent models.

Group 8.211 CYLINDER, FUEL TANK FENDER DOOR LOCK

1941-56	All			1	1316128
1949-52	All		BOLT, fuel tank door lock	1	556980
1953-56	All			1	515599

Group 8.214 SHIELD, REAR FENDER STONE

1942-47	25 All			506902 RH	506903 LH
1942-47	26 All			506904 RH	506905 LH
1948	26 D		chrome	510593 RH	510594 LH

NOTE: See Groups 12.114 and 12.116 for 1949 and subsequent models.

Group 8.217 DEFLECTOR, REAR FENDER GRAVEL (METAL)

1941-48	26-29 exc. sta. wag.			505183 RH	
---------	----------------------	--	--	-----------	--

NOTE: See Group 12.944 for 1949 and subsequent models.

Group 8.228 EXTENSION, BODY ROCKER PANEL

1942-48	25 All			507197 RH	507198 LH
1942-48	26 All			507374 RH	507375 LH

Group 8.229 PLATE, BODY ROCKER PANEL EXTENSION

1946-48	25 All		Aluminum	507562 RH	507563 LH
1946-48	26 All		Aluminum	507564 RH	507565 LH

Group 8.231 MOLDING, BODY ROCKER PANEL

1941	25 All			2	505505
1942-48	25 All			508796 RH	508797 LH
1942-48	26 All			508798 RH	508799 LH
1949-52	All			511524 RH	511525 LH
1957	2762 SDF			524835 RH	524836 LH
1957	2764 DF			524615 RH	524616 LH
1957	2819-37-39-67 All		MOLDING PKG., rocker panel	534709 RH	534710 LH
1958	2547-67 All SD			534804 RH	534805 LH
1942-48	25 All		MOLDING, front fender and rocker panel ext.	508800 RH	508801 LH
1942-48	26 All			508802 RH	508803 LH
1957	2762 SDF		EXTENSION, rocker panel mldg.	524846 RH	524847 LH
1942-48	All		BOLT, rocker panel molding to fender	(Spec. No. 10-24x1/2")	AR 507437
1949-52	All	(8.309)		4	3688946

1947-48	All (8.148)	NUT, rocker panel extension mldg. bolt . . . (No. 10-24)	AR	446059
1942-48	All	AR	508114
1949-52	All (8.309)	14	3690097
1957	2762 SDF-64, 2819-37-39-67		
	All	RETAINER, rocker panel molding	Front	2 524660
1957	2762 SDF-64, 2819-37-39-67		
	All	Rear	14 523964
1957	2762 SDF		4 524902
1958	2547SD-67SD	Front	4 530233
1958	2547SD-67SD	Rear	10 529883

Group 8.309 BOLT, RUNNING BOARD MOLDING

CLIP (See Group 8.231 for use)	3690097
BOLT (See Group 8.231 for use)	3688946

Group 8.798 WINDSHIELD WASHER UNIT AND PARTS

NOTE: See Group 10.153 for 1959 and subsequent models.

1956	All	CABLE ASSY., pump to wiper motor control	1	522545
1956	All	CAP, HOSE AND VALVE ASSY., w/s washer (see note)	1	3740491
1957-58	All	CONNECTOR, w/s washer vacuum	1	3699042
1957-58	All	w/s washer water hose tee	1	3729764
1940-48	All exc. 2567, 2667	CONTROL ASSY., w/s washer	1	603010
1951-52	All	HEAD ASSY., w/s washer lower cylinder-used with 2nd type on 1951	1	1459039
1941-50	All exc. 2567	JAR, w/s washer	1	604088
1949-50	2567	1	513017
1951	All	1st type (inside dia. of opening 2-13/16")	1	604088
1951-56	All	2nd type on 1951 (inside dia. of opening 4-3/4")	1	3692419
1956	All	(2 qt. cap) (inside dia. of opening 2-3/4")	1	522542
1957-58	All	1	1456147
1940-48	All exc. 2567, 2667	NOZZLE, w/s washer spray	2	3699138
1949-54	All	2	3691951
1955	All	2	3718638
1956	All	1	522754
1957-58	All	2	528491
1957	All exc. F.I.	PEDESTAL, electric w/s wiper motor cable	1	524819
1957	All F.I.	POST, w/s wiper motor cable adapter- w/electric w/s wiper	1	3729768
1949-55	All	PUMP ASSY., w/s washer	1	3701438
1956	All	w/s washer foot	1	522544
1957-58	All	w/s washer-w/cover	1	524479
1953-54	All	ROD ASSY, w/s washer control valve push	1	4605136
1955	All	1	4658801
1957	All	1	524433
1958	All	1	528797
1956	All	VALVE ASSY., w/s washer check	1	523014
1957-58	All	CLAMP, electric wiper motor slider adapter	1	524818
1955	All	CLIP, w/s washer hose to dash	3	520882
1956	All	1	522532
1956-57	All	pump to motor control cable	1	1457094
1955	All	CONNECTOR, w/s washer discharge hose	1	521318
1957	All exc. F.I.	COUPLER ASSY., w/s washer	1	523200
1957	All F.I.	w/electric w/s wiper	1	528605
1958	All	w/electric w/s wiper	1	523200
1958	All	w/vacuum w/s wiper	1	531673
1955	All	ELBOW, w/s washer control to pump hose	1	521331
1957	All	GROMMET, w/s washer control hose	1	4709620

1955	All	HOSE, w/s washer	(5/32" I.D.,x88")	1	521195
1955	All		(5/32" I.D.,x33")	1	521196
1956	All	GUIDE, pump to wiper motor cable		1	522574
1957	All F.I.	w/s washer coupler adapter-w/electric w/s wiper		1	3729767
1956	All	w/strainer		1	522530
1957-58	All	w/s washer vacuum		1	521195
1957	All	w/s washer water-cut to size	(1/8" I.D.,x32")	2	4715680
1958	All	w/s washer nozzle to tee	(3/32" I.D.,x30")	2	4756931
1958	All	w/s washer control-cut to size	(3/32"x108")	AR	530803

▲NOTE: Use w/jar having 4-3/4" opening.

Group 8.820 JACK, AUTO

1946-58	All			1	530329
1959	All			1	534162
1960	All			1	535086
1955-56	All	ADAPTER, jack to front bumper		1	520433
1957	All			1	523966
1958	All			1	530310
1959	All			1	533629
1960	All			1	536210
1955-57	All	BASE ASSY., bumper jack-octagon-painted black		1	523938
1955-57	All	square	(7" x 7" square)	1	523936
1955-57	All	square	(6" x 6" square)	1	523940
1958	All	square		1	529232
1958-59	All	square	(6" x 6" V Type)	1	534163
1959-60	All	square-w/535086 jack		1	533964
1960	All	w/535085 "V" type jack		1	535327
1960	All	w/535563 square type jack	(6-1/2"x7-1/2")	1	535564
1937-60	All	HANDLE, jack (also used as wheel wrench)		1	521332
1955-60	All	PAD, jack adapter-rubber		AR	520436
1950-54	All	REPAIR KIT, safety jack-use w/jacks having (5/8" dia. screw)		1	516417
		RETAINER (See Group 8.821 for use)			3737504

Group 8.821 KIT, TOOL

1950-58	All exc. 25/2762-63-64-71 93-94	RETAINER ASSY., tool-holds tools to floor pan		1	514055
1958-60	2135, 2735-93-94 All (8.820)			1	3737504
1959	All exc. 2135, 2735 & H.D.C.			1	533548
1960	All exc. 2135-45, 2735 & H.D.C.			1	536948
1960	2145			1	533548
1959	All exc. 2135, 2735 & H.D.C.	SPRING, tool retainer		1	534375
1960	2145			1	534375

Group 8.845 HEATER PARTS

1959	All	ADAPTER ASSY., heater duct, w/seals-exc. bucket seats		1	534328
1949-54	All	CASE ASSY., U/S heater		1	3121004
1955-57	All	U/S heater		1	3138164
1958	All exc. A.C.			1	3140751
1958	All A.C.			1	3141355
1960	All	CABLE ASSY., air inlet valve-w/M.C, heater		1	535119

1960	All exc. A.C.	heater blower motor jumper-w/P.B.C. heater	1	2976072
1959	All	CASE AND CORE ASSY., heater	1	3143011
1960	All	heater-w/P.B.C. heater	1	3148451
1960	All	w/M.C. heater	1	3148099
1960	All	CLAMP, air inlet valve cable-w/M.C. heater	1	3134193
1959-60	All exc. A.C.	COVER, heater hole-exc. heater	Upper	1 3755296
1959-60	All exc. A.C.	exc. heater	Lower	1 533194
1959-60	All Circulaire A.C.	exc. heater	Lower	1 1189046
1959-60	All (9.795)	heater temp. control valve cable access hole		1 3143581
1949-54	All exc. 2571	DUCT ASSEMBLY, U/S heater crossover		1 512386
1955-57	All			1 519643
1958	All exc. A.C.	heater air inlet		1 3141382
1958	All exc. A.C.	heater air distributor		1 3141383
1959	All exc. A.C.	heater air inlet		1 3143447
1959	All	floor pan heater-exc. bucket seats		1 533676
1960	All	heater air inlet-w/M.C. heater		1 3143388
1960	All exc. Circulaire A.C.	heater air inlet-w/P.B.C. heater		1 3148452
1960	All exc. 2137-67, 2337, 2837-67	floor pan heater-w/P.B.C. heater	Front	1 536575
1960	All exc. 2137-67, 2337, 2837-67	floor pan heater-w/P.B.C. heater	Rear	1 536510
1959-60	All	GASKET, heater blower hole-exc. heater		1 3754979
1958	All A.C.	LINK, heater air valve diaphragm		1 3141422
1958	All exc. A.C.	heater air inlet diaphragm		1 3141393
1958	All A.C.	core and case air valve diaphragm-w/pin		1 3141353
1958	All A.C.	PLATE ASSY., heater mounting		1 3141322
1958	All	OUTLET, heater air distributor		1 3141413
1959	All	w/bucket seats		1 3148149
1960	2137-67, 2337, 2837-67	heater air distributor		1 3148149
1960	All	heater distributor case-w/M.C. heater		1 3144262
1959	All	SEAL, heater front floor duct-exc. w/bucket seats		2 534349
1960	All exc. 2137-67, 2337, 2837-67	heater front floor duct-w/P.B.C. heater	Front	1 536887
1960	All exc. 2137-67, 2337, 2837-67	heater front floor duct-w/P.B.C. heater	Rear	1 534349
1960	All (9.787)	NUT, air inlet valve cable-w/M.C. heater	(Spring type)	2 3126659
1958	All A.C.	VALVE ASSY., air distributor air shutoff		1 3141247
1958	All A.C.	VALVE AND SEAL ASSY., core and case air shutoff		1 3141320

Group 8.846 HOSE-BRACKET-CLAMP-SEAL-TUBE, HEATER

All	All	HOSE, 100 ft. roll	(19/32" dia.)	AR	506531
	All	heater water	(3/4" I.D.-25 ft. roll)	AR	540834
1955-57	All exc. F.I.	intake manifold to temp. control valve		1	520379
1956	All exc. C.C., H.T. and A.C.	heater tube to radiator-curved	(5/8" I.D.x6-1/2" long)	1	522705
1958	All	heater to radiator water tube-curved	(3/4" I.D.x4-1/2")	Front	1 530225
1958	All exc. F.I.-A.C.	curved	(3/4" I.D.x20-3/4")		1 531232
1958	All F.I.-A.C.	curved	(3/4" I.D.x21-3/8")		1 531670
1958	All	heater to water tube	(3/4" I.D.x5-1/4")		1 530228
1958	All	temp. control valve to heater		1	530649
1958	All exc. F.I. & 3/2 B.C.	intake manifold to temp. control valve	(3/4" I.D.x27-3/4")	1	529269
1958	All 3/2 B.C.	intake manifold to temp. control valve	(3/4" I.D.x43-3/4")	1	530851
1958	All F.I.	intake manifold to temp. control	(3/4" I.D.x30-3/4")	1	530850
1958-60	All	air inlet diaphragm vacuum	(1/4" O.D. x59")	1	531269
1958-60	All	heater control to tee	(1/4" O.D. x59")	1	531269
1958-60	All	heater control to defroster diaphragm	(1/4" O.D. x59")	1	531269
1959	All	heater to radiator water tube	Front (3/4" I.D.x2-1/2")	1	532955
1959	All	heater to radiator water tube	Rear (3/4" I.D.x9")	1	532956

1959	All 2 B.C.,-4 B.C. exc. A.C. . . .	intake manifold to heater . . . (3/4" I.D.x28-1/2")	1	533760
1959-60	All 3/2 B.C. exc. A.C.	intake manifold to heater . . . (3/4" I.D. x 32-1/4")	1	531783
1959-60	All A.C.	heater to water (3/4" I.D. x 5-1/4")	1	530228
1959-60	All A.C.	intake manifold to heater (3/4" I.D. x 18")	1	535176
1960	All	heater to rad. water tube . . . Front (3/4" I.D. x41")	1	535122
1960	All	heater to cylinder head elbow -w/P,B,C. heater (3/4" I.D.x36-1/2")	1	535470
1960	All	heater to cylinder head elbow -w/M.C. heater (5/8" I.D.x36-1/2")	1	535444
1960	All exc. 3/2 B.C.-A.C.	intake manifold to heater- w/P,B,C. heater (3/4" I.D. x31")	1	535177
1940,				
1949-54	All	BRACKET, heater water tube to frame-U/S heater . . .	1	512274
1955	All	water tube to battery support-U/S heater	1	520262
1955-56	All	water hose to intake manifold-U/S heater	1	519780
1956-57	All S.T.	water tube to battery support-U/S heater	1	520262
1957	All exc. F.I.	water hose to intake manifold-U/S heater	1	523963
All	All (8.948)	CLAMP, heater hose-U/S and dash heater (15/16" for 5/8" I.D. hose)	AR	1335545
1949-52	All	heater water tube to dash-U/S heater	1	512871
1946-58	All (1.166)	heater hose-aviation type . . (7/8" to 1-1/4" I.D.)	AR	1162079
1958	All	CLIP, temp. control valve to water tube	1	530235
1959-60	All A.C.	heater water tube to head	1	535174
1959-60	All A.C.	heater water tube to exh. manifold	1	535175
1960	All	heater to radiator water hose	1	535121
1960	All	heater water hose	1	535455
1939	P/6	GROMMET, heater pipe dash, flat type-dash heater Upper or lower	AR	503425
1959-60	All exc. A.C.	HARNESS ASSY., heater vacuum hose-consists of 1 red, 1 yellow and 1 blue hose	1	533788
1958	All	SEAL, heater water tube to dash	2	530419
1958	All 3/2 B.C.	SUPPORT, heater hose to rocker arm cover	1	531509
1959-60	All exc. A.C.	heater hose to intake manifold	1	534681
1958	All (8.850)	TEE, heater vacuum hose	1	570266
1960	All exc. 3/2 B.C.	vacuum hose-nylon-w/P,B,C. heater	1	535224
1949-52	All	TUBE, car heater to radiator fitting water- U/S heater Front	1	512594
1949-52	All	U/S heater Rear	1	512595
1949-52	All	defroster to heater water-U/S heater	1	512596
1953-54	All	heater to radiator fitting water-U/S heater Front	1	517414
1953-54	All	U/S heater Rear	1	515557
1953-54	All	defroster to heater water-U/S heater	1	517415
1955	All	defroster to heater water-U/S heater	1	520265
1955	All exc. H.T.w/oil cooler	heater to radiator-U/S heater Rear	1	520267
1955-56	All exc. H.T.-w/oil cooler	heater to radiator-U/S heater Front	1	522692
1956	All exc. H.T. w/oil cooler	heater to radiator-U/S heater Rear	1	521892
1956	All H.T. w/oil cooler	heater to radiator-U/S heater Rear	1	521887
1956	All	defroster to heater-U/S heater	1	521891
1957	All	heater to radiator-U/S heater Front	1	523241
1957	All	heater to radiator-U/S heater Rear	1	524432
1957	All	defroster to heater-U/S heater	1	524431
1958	All	heater to radiator water	1	530229
1958	All	temp. control valve to heater	1	530230
1959	All	heater to radiator water	1	532918
1959	All A.C.	intake manifold to heater	1	535178
1960	All A.C.	intake manifold to heater water-w/P,B,C. heater	1	535178

Group 8.850 DIAPHRAGM ASSY., HEATER ACTUATING

1958	All exc. A.C.	heater air inlet	1	1998847
1958	All	defroster air valve	1	1998847

1959-60	All exc. A.C.	heater air inlet valve	1	3144212
1959-60	All	defroster air valve	1	3143146
		TEE (see Group 9.281 for use)		570267
		TEE (see Group 8.846 for use)		570266

Group 8.852 SWITCH, HEATER CONTROL

1949-52	All	heater blower motor-U/S heater	1	515740
1950	All	dash heater	1	514096
1951-52	All	dash heater	1	516475
1953-54	All	heater blower motor-U/S heater	1	1998021
1955-56	All	heater blower motor-U/S heater	1	1998095
1957	All	heater blower motor-U/S heater	1	1998169
1958	All	heater blower motor	1	7271331
1959-60	All	heater master control	1	7272696
1959-60	All	heater blower motor	1	7274139
1960	All Circulaire A.C.	COVER, heater resistor hole-w/P.B.C. heater	1	535215
1949-52	All	NUT, heater blower motor switch-U/S heater	1	512446
1959-60	All	SPRING, heater master switch	1	7259072
1942-48	All (9.649)	WASHER, control rod felt-U/S heater	6	505630
1958	All Cool Pack A.C.	WIRE, heater switch to control	1	2970977
1960	All	heater jumper-w/P.B.C. heater	1	2975535
1960	All exc. A.C.	RESISTOR ASSY., heater blower motor-w/P.B.C. heater	1	535190
1960	All	heater blower motor-w/M.C. heater	1	535191
1960	All (9.275)	CLIP, heater blower motor resistor hole cover	1	3138468
1960	All (8.977)	SCREW, heater blower resistor to case (10-12x5/8")	2	456766
		NUT (see Group 9.786 for use)		3140546
		WASHER (see Group 9.786 for use)		3144535

Group 8.854 CORE ASSY., HEATER

1942-54	All	U/S heater	1	3126209
1950	All	dash heater	1	3122121
1955-56	All	U/S heater	1	3132689
1957	All	U/S heater	1	3137945
1958	All		1	3138721
1959-60	All	w/fittings	1	3144756

Group 8.855 MOTOR ASSEMBLY, HEATER

1942-52	All	U/S heater	1	5047664
1950-52	All	dash heater	1	5047730
1953-54	All	U/S heater	1	5047663
1955-57	All	U/S heater	1	5047955
1958-59	All exc. A.C.		1	5044330
1960	All exc. Circulaire A.C.	w/P.B.C. heater	1	5044396
1960	All	w/M.C. heater	1	5044338

Group 8.856 SPACER, HEATER MOTOR

1942-54	All	sealing type-U/S heater	1	3113284
1955-56	All	heater blower motor to case	1	3130032
1958	All	heater blower to dash	1	530410
1958	All	heater to dash	3	529941 Upper

Group 8.857 BLOWER ASSEMBLY, HEATER

1942-48	All	U/S heater and w/s defroster	1	507268
1949-52	All	U/S heater	1	511895
1953-54	All	U/S heater	1	515273
1955-57	All	U/S heater	1	524726
1959	All exc. A.C.		1	533273
1960	All exc. Circulaire A.C.	w/P.B.C. heater	1	535179
1960	All	w/M.C. heater	1	535123
1949-52	All	CASE ASSY., motor-U/S heater	1	511896
1949-54	All	U/S heater	1	511898
1953-54	All	U/S heater	1	516975
1955	All	U/S heater	1	520009
1955	All	U/S heater	1	519428
1956-57	All	U/S heater	1	522549
1956-57	All	U/S heater	1	522351
1958	All	motor half	1	529621
1958	All	inlet half	1	529620
1959-60	All exc. A.C.	motor half	1	533277
1959-60	All exc. A.C.	inlet half	1	533276
1958	All	(9.215) GASKET, heater blower to case	1	3139096
1958	All exc. A.C.	heater to dash	1	529917
1958	All	heater air intake to dash	1	529893
1958	All	blower air intake to dash	1	529484
1958	All	blower air intake to blower case	1	529485
1959-60	All	(9.215) heater blower to case	1	3139096
1959-60	All	heater air inlet	1	3142686
1958	All	GROMMET, heater blower to dash	1	4900605
1942-54	All	IMPELLER, heater blower-U/S heater	1	3116365
1955-57	All	U/S heater	1	3132252
1958	All		1	530817
1959-60	All exc. A.C.		1	530817
1959-60	All A.C.	blower	1	3144683
1958	All	SEAL, blower to heater inlet	1	529071
1959-60	All exc. A.C.	heater blower to dash	1	533275
1958-60	All	NUT, impeller to motor (Spring type)	1	3130055
1942-54	All	SCREW, heater case to core-U/S heater (Bind Hd. No. 6-24x5/16")	5	3120880

Group 8.858 SPRING

SPRING (See Group 9.786 for use) 3138393

Group 8.866 HEATER CONTROL PARTS

1957	All	BEZEL, heater control dial housing	1	1584652
1958	All	BUMPER, control dial housing slide return	3	7271286
1958	All	BUTTON, control dial housing lever arm 7271473 RH		7271474 LH
1958	All	control dial housing slide push	3	7271285
1958	All	CONTROL ASSY., heater	1	7270452
1959	All		1	7272772
1960	All	heater-w/P.B.C. heater	1	7275172
1960	All	heater-w/M.C. heater	1	3148114
1959-60	All	CABLE ASSY., temperature control valve-w/P.B.C.	1	533871
1960	All	w/M.C. heater	1	535118
1959-60	All exc. A.C.	CAP, heater control vacuum-w/P.B.C.	1	533856
1949-54	All	ELBOW, defroster water hose to cyl. head	1	512530
1960	All	cyl. head heater	1	535442
1960	All	ELBOW PKG., cyl. head heater (see note)	1	535476

1958	All	ESCUTCHEON, control dial housing	1	7271407	
1958-60	All	FILTER, control dial housing valve air-w/P.B.C.	1	7271063	
1958	All	FRAME, control dial housing	1	7271352	
1960	All	(1.154) GASKET, cyl. head heater elbow	1	518094	
1955-56	All	GROMMET, heater control lever-black	2	519268	
1955	All	turquoise blue	2	520691	
1955	All	firegold	2	520692	
1956	2764, 2837-39 All	blue	2	522339	
1956	2764, 2837-39 All	tan	2	522340	
1957	All	GUIDE, heater control dial housing control lever-felt	2	1584666	
1953-54	All	HOUSING ASSY., heater control dial	1	1550199	
1955	All		1	1583280	
1956	All		1	1584084	
1957	All		1	1584606	
1942-48	All	KNOB, heater and defroster switch-U/S heater	3	507314	
1949-52	All	defroster air and temp. control-U/S heater	2	515721	
1953-54	All	defroster air and temp. control-U/S heater	2	516914	
1955	All	chrome	2	519781	
1955	All	black	2	522291	
1956	All		2	522292	
1957	All	plastic	2	523226	
1957	All	chrome	2	523225	
1955	All	LENS, blower motor switch	1	1583284	
1955	All	heater air control	1	1583282	
1955	All	heater temp. control	1	1583283	
1956	All	heater air control	1	1584230	
1956	All	heater temp. control	1	1584231	
1956	All	blower motor switch	1	1584232	
1957	All	blower motor switch	1	1584659	
1957	All	heater temp. control	1	1584660	
1953-54	All	LEVER ASSY., temperature control-U/S heater	1	516892	
1955	All	air and temp. control-U/S heater	1	1583305	
1956	All	air and temp. control-U/S heater	1	1584234	
1957	All	air control-U/S heater	1	1584657	
1957	All	temp. control-U/S heater	1	1584658	
1958	All	LINK, control dial housing lever arm	7271377 RH	7271378	LH
1957	All	NUT, temp. control rod turnbuckle	1	528414	
1960	All	(9.787) heater temp. control cable			
		to control			
		(Spring type)	1	3126659	
1949	All	PLATE ASSY., steering col. and htr. control-			
		U/S heater	Upper	1	512653
		U/S heater	Upper	1	513765
1950	All	U/S heater	Upper	1	515737
1951-52	All	heater control trim-U/S heater	1	1583281	
1955	All	U/S heater	1	1584247	
1956	All	heater mounting	1	3140753	
1958	All exc. A.C.	RETAINER ASSY., control panel lamp-U/S heater	1	513128	
1949-52	All	heater control dial housing lens	1	1584655	
1957	All	blower motor switch dial housing lens	1	1584656	
1957	All	heater control housing pivot pin	1	1583933	
1958-60	All	control dial housing valve air filter-w/P.B.C.	1	7270237	
1958	All	RIVET, control dial housing conn. link-nylon	3	7271472	
1957	All	(8.908) SCREW, defroster air & temp. control knob-w/chrome			
		knob-U/S heater	(No. 6-32x5/16")	2	155836
		defroster air & temp. control knob-w/plastic knob-			
		U/S heater	(No. 6-20x3/8")	2	162598
1956	All	SHIELD, control lights lens-U/S heater	1	1583419	
1949-50	All	SHAFT ASSY., temperature control-U/S heater	1	513653	
1951-52	All	U/S heater	1	514437	
1957	All	SOCKET, heater control dial lamp-U/S heater	2	2962095	
1942-52	All	SOCKET AND WIRE, heater control panel lamp-U/S			
		heater	1	1886497	
1958	All	SPRING, control dial housing slide return	3	7268077	

1958	All	lever arm retainer	1	7271312
1958	All	latch plate	1	7271296
1958	All	STATOR AND ROTOR PKG., heater control vacuum valve	1	7272746
1959-60	All		1	7274518
1959-60	All	SPACER, heater controls to instrument panel	2	532435
1942-48	All	(8.852) SWITCH, control panel lamp-U/S heater	1	515740
1955-56	All	TRUNNION ASSY., heater temp. control rod-U/S heater	1	519789
1955-57	All	(9.779) blower air control rod-U/S heater	1	512452
1942-48	All	(9.649) WASHER, knob screw felt-U/S heater	6	505630
1957	All	heater control housing pivot pin-spring type	2	1584665

Group 8.866 VALVE, HEATER SHUTOFF

1933-41	All	without dash control-dash heater	1	3113844
1942-48	All	with dash control-dash heater	1	3113844
1950-52	All	dash heater	1	3113034
1942-48	All	CABLE, shut off valve-U/S heater	1	509271
1958	All	temp. valve control	1	530543
1958-60	All	Circulaire A.C. (8.866) CLAMP, temp. control cable to dial hsg.	1	7268954
1960	All	(8.845) heater and defroster valve cable-w/M.C. heater	2	3134193
1955-57	All	CLIP, temp. control rod to dial hsg. lever	1	520511
1957	All	defroster air control rod to dial hsg. lever	1	528787
1957	All	rod end to temp. control valve lever	1	528787
1955	All	exc. A.C. ELBOW, heater hose to radiator	1	520264
1956	All	exc. A.C. and C.C.-H.T. to radiator	1	522317
1956	All	C.C.-H.T. (4.128) to radiator	1	522316
1957	All	exc. A.C. to radiator (90° x 4-1/2")	1	524829
1957	All	A.C. to radiator	1	524821
1957	All	exc. F.I. to intake manifold-with 3/8" fuel system	1	528420
1946-48	All	NIPPLE, defroster hose to head, straight-U/S heater	1	509044
1948	All	water shut off valve-dash heater	1	3121447
1950-52	All	water shut off valve-dash heater	1	3121447
1955-56	All	heater hose to intake manifold-U/S heater	1	520378
1958	All	heater hose to radiator	1	530234
1958	All	heater hose to intake manifold	1	530234
1959-60	All	heater hose to intake manifold-w/P.B.C.	1	533657
1959-60	All	heater water hose to radiator	1	532987
1960	All	heater hose to intake manifold-w/M.C. heater	1	535120
1949-50	All	RETAINER, spring, def. air control shaft to defroster and knob-U/S heater	2	512519
1949-50	All	temperature control shaft to knob-U/S heater	1	512519
1953-54	All	ROD, temperature control-U/S heater	1	515300
1955-56	All	U/S heater	1	519788
1955-56	All	blower air valve control-U/S heater	1	519784
1957	All	temperature control Upper (11" long)	1	528487
1957	All	temperature control Lower (3" long)	1	523221
1957	All	blower air valve control (21" long)	1	524388
1949-54	All	SEAL, defroster air hole dash-U/S heater	1	510186
1949-52	All	defroster valve hole dash-U/S heater	1	510187
1953-54	All	defroster valve hole dash-U/S heater	1	515437
1955-57	All	control valve dash-U/S heater	1	519790
1955-57	All	defroster air outlet dash	1	519794
1949-52	All	SLEEVE, defroster air and temp. cont. knob-U/S heater	2	510191
1953-54	All	SUPPORT ASSY., control lever pivot-U/S heater	1	515301
1957	All	TURNBUCKLE, temperature control rod	1	523222
1960	All	(9.787) NUT, heater and defroster valve cable-w/M.C. heater (Spring type)	2	3126659

NOTE: Windshield Defroster parts listed in Group 9.779.

NOTE: Also use 535444 Hose and 272852 Clamp for M.C. heater.

Group 8.890 UNDERHOOD AND TROUBLE LIGHT PARTS

1942-47	All	SWITCH	1	509104
1948-52	All		1	513970
1953-54	All (10,275)		1	515470
1955	All	w/wire	1	520133
1956	2762-63-64 All	w/wire	1	520133
1957	2762-63-64 All	w/wire	1	523792
1958-60	All (2,447)		1	536289
1958	2793-94	BRACKET, underhood light switch mtg.	1	531468
1959-60	All		1	534363
1954-55	All	LENS	1	521616
1956	2762-63-64 All		1	521616
1957	All		1	521616
1959-60	All		1	521616
1959	All		1	521616
1948-52	All (2,697)	NUT, underhood light switch mounting	1	509294
1953-58	All		1	519562
1950-52	All	PLATE, striker	1	513969
1953-54	All		1	515482
1955	All		1	520131
1956	2762-63-64 All		1	520131
1957	2762-63-64 All		1	523768
1958	2793-94		1	530162
1956	All exc. 2762-63-64	WIRE AND CONNECTOR ASSY.	1	2963842
1957	2762-63-64 All		1	2967573
1959-60	All	underhood light	1	532394
1959-60	2135-45, 2735 & H,D,C,	underhood light to switch	1	534304

Group 8.891 RECEPTACLE ASSY., WASTE

1957	2762 SDF	silver beige	1	529391
1957	2762 SDF	cordova red	1	529392
1957	2762 SDF	olive green	1	529393
1957	2762 SDF	BAG, waste receptacle	1	529339

Group No.	Description	Part No.
-----------	-------------	----------

8.899 BALL, STEEL



1/8" Dia.	169064
3/16" Dia.	169066
3/16" Dia.-Chr. Steel	145637
1/4" Dia.	104918
5/16" Dia.	104919
3/8" Dia.	453593
7/16" Dia.	147491
1/2" Dia.	453578
9/16" Dia.	104923
5/8" Dia.	147495

8.900 BOLT, HEXAGON HEAD



8-32x3/8" Cad.	455880
8-32x1/2" Cad.	451280
8-32x5/8" w/wshr. Zinc	425363
10-24x5/8" Zinc	440502
10-24x7/8" Cad.	187572
10-32x1/2" w/wshr. Cad.	425568
10-32x1" Cad.	274846
1/4"-20x1/2" Cad.	180016
1/4"-20x5/8" Cad.	180018
1/4"-20x11/16" Cad.	121879
1/4"-20x3/4" Cad.	180020
1/4"-20x7/8" Cad.	180021
1/4"-20x1" Cad.	180022
1/4"-20x1-1/4" Cad.	180024
1/4"-20x1-1/2" Cad.	180034
1/4"-20x1-3/4" Cad.	180042
1/4"-20x1-13/16" Plain	9409201
1/4"-20x2" Cad.	180044
1/4"-20x2-1/4" Cad.	180046
1/4"-20x2-1/2" Cad.	180048
1/4"-20x3" Cad.	180052
1/4"-20x3-1/2" Cad.	189293
1/4"-28x1/2" Cad.	181561
1/4"-28x5/8" Cad.	181003
1/4"-28x3/4" Cad.	181566
1/4"-28x7/8" Cad.	181567
1/4"-28x1" Cad.	181568
1/4"-28x1-1/4" Zinc	181573
1/4"-28x1-1/2" Cad.	181575
1/4"-28x1-3/4" Zinc	123762
5/16"-18x1/2" Cad.	180073
5/16"-18x5/8" Cad.	180075
5/16"-18x5/8" (280M) (lock) Zinc	9412101

Group No.	Description	Part No.
-----------	-------------	----------


5/16"-18x3/4" Cad.	180077
5/16"-18x7/8" Cad.	180078
5/16"-18x7/8" (lock) Zinc	9408962
5/16"-18x1" Cad.	186677
5/16"-18x1-1/4" Cad.	180081
5/16"-18x1-5/16" (lock) Plain	9417555
5/16"-18x1-3/8" (lock) Plain	9409976
5/16"-18x1-1/2" Cad.	180083
5/16"-18x1-5/8" (Lock) Zinc	220499
5/16"-18x1-3/4" Cad.	180085
5/16"-18x2" Cad.	180087
5/16"-18x2-1/4" Cad.	180089
5/16"-18x2-1/4" Zinc	9416254
5/16"-18x2-3/8" Plain	273916
5/16"-18x2-1/2" Cad.	180091
5/16"-18x3" Cad.	180113
5/16"-18x3-1/8" Plain	273917
5/16"-18x3-1/2" Cad.	187147
5/16"-18x4" Cad.	178429
5/16"-18x4-5/8" (280M) Zinc	9416158
5/16"-24x3/8" Cad.	181587
5/16"-24x1/2" Cad.	181591
5/16"-24x5/8" Cad.	181593
5/16"-24x3/4" Cad.	444684
5/16"-24x3/4" (lock) Zinc	9408969
5/16"-24x7/8" Cad.	181596
5/16"-24x1" Cad.	186634
5/16"-24x1-1/4" Cad.	181610
5/16"-24x1-1/2" Cad.	181614
5/16"-24x1-5/8" Zinc	181617
5/16"-24x1-3/4" Cad.	181618
5/16"-24x2" Cad.	181620
5/16"-24x2-1/4" Cad.	181621
5/16"-24x3-1/4" Zinc (260M)	128147
5/16"-24x3-1/4" Zinc (280M)	189322
3/8"-16x1/2" Cad.	180116
3/8"-16x5/8" Cad.	180118
3/8"-16x3/4" Cad.	180120
3/8"-16x3/4" (lock) Cad.	220706
3/8"-16x7/8" Cad.	180121
3/8"-16x1" Cad.	180122
3/8"-16x1" Zinc	9416742
3/8"-16x1" (lock) Zinc	220708
3/8"-16x1-1/8" Zinc	180123
3/8"-16x1-1/8" (280M) Zinc	9416168
3/8"-16x1-1/8" (300M) Zinc	435611
3/8"-16x1-1/4" Cad.	180124
3/8"-16x1-1/2" Cad.	454906
3/8"-16x1-1/2" (lock) Zinc	9408976
3/8"-16x1-5/8" Cad.	180127
3/8"-16x1-3/4" Cad.	454467
3/8"-16x1-3/4" (lock) Zinc	9408977
3/8"-16x2" Cad.	427559
3/8"-16x2" (lock) Zinc	220714
3/8"-16x2-1/4" Cad.	180132

Group No.	Description	Part No.
-----------	-------------	----------

3/8"-16x2-1/2" Cad.	180134
3/8"-16x2-1/2" (lock) Cad.	9408978
3/8"-16x2-5/8" Zinc	187070
3/8"-16x2-3/4" Zinc	180137
3/8"-16x3" Cad.	180138
3/8"-16x3-1/4" Zinc	189304
3/8"-16x3-1/2" Plain	186283
3/8"-16x3-3/4" Cad.	127949
3/8"-16x3-3/4" Plain	186284
3/8"-16x4" (280M) Cad.	9416682
3/8"-16x4-1/8" Zinc	274685
3/8"-16x4-5/8" Zinc	9415316
3/8"-16x5-1/8" Zinc	9416318
3/8"-16x5-1/2" Zinc	189307
3/8"-24x5/8" Cad.	181629
3/8"-24x5/8" Plain	181356
3/8"-24x3/4" Cad.	181635
3/8"-24x7/8" Cad.	454921
3/8"-24x1" Cad.	181637
3/8"-24x1-1/4" Cad.	181639
3/8"-24x1-1/2" Cad.	181643
3/8"-24x1-1/2" Cad.	186687
3/8"-24x2" Cad.	181648
3/8"-24x2" (300M) Zinc	427573
3/8"-24x2-1/4" Zinc	454468
3/8"-24x2-1/2" Cad.	181650
3/8"-24x2-3/8" Zinc	9417976
3/8"-24x2-3/4" Zinc	181651
3/8"-24x3" Cad.	181652
3/8"-24x3-1/2" Cad.	187044
3/8"-24x4-1/4" Zinc	189333
7/16"-14x7/8" Cad.	180144
7/16"-14x1" Cad.	454944
7/16"-14x1-1/4" Cad.	180147
7/16"-14x1-1/2" (260M) Cad.	9415951
7/16"-14x1-1/2" (280M) Cad.	180149
7/16"-14x1-3/4" Cad.	427568
7/16"-14x2" Cad.	180153
7/16"-14x2-1/8"	108609
7/16"-14x2-1/4" Zinc	454947
7/16"-14x2-1/2" Cad.	454948
7/16"-14x3" Cad.	454950
7/16"-14x3-1/4" Zinc	454951
7/16"-14x3-1/2" Cad.	180162
7/16"-20x3/4" Cad.	181659
7/16"-20x7/8" Zinc	181665
7/16"-20x1" Cad.	181666
7/16"-20x1-1/8" Zinc	181667
7/16"-20x1-1/8" (300M) Cad.	454972
7/16"-20x1-1/2" Cad.	454974
7/16"-20x1-5/8" Zinc	181671
7/16"-20x1-3/4" Cad.	181672
7/16"-20x2" Cad.	181674
7/16"-20x2-1/4" (300M) Zinc	454961
7/16"-20x2-1/4" Cad.	181675
7/16"-20x2-1/2" Cad.	181676
7/16"-20x3-3/4" Zinc (260M)	124150
7/16"-20x2-3/4" Zinc (280M)	181677
7/16"-20x3" Cad.	181678

Group No.	Description	Part No.
7/16"-20x3"	Cad.	181678
7/16"-20x3-1/2"	Cad.	181680
7/16"-20x4"	Cad.	181682
7/16"-20x4-1/2"	Cad.	187612
7/16"-20x5"	Cad.	180796
1/2"-13x7/8"	Cad.	180172
1/2"-13x7/8"	(300M) Zinc	454997
1/2"-13x1"	Cad.	454998
1/2"-13x1-1/4"	Cad.	455000
1/2"-13x1-1/2"	Cad.	427566
1/2"-13x1-3/8"	Plain	179884
1/2"-13x1-5/8"	Cad.	122439
1/2"-13x1-3/4"	Cad.	427565
1/2"-13x2"	Cad. (300M)	455001
1/2"-20x7/8"	Cad.	181694
1/2"-20x1"	Cad.	217208
1/2"-20x1-1/4"	Cad.	181698
1/2"-20x1-3/8"	Zinc	181699
1/2"-20x1-1/2"	Cad. (300M)	455028
1/2"-20x1-5/8"	Cad.	181701
1/2"-20x1-3/4"	Cad.	181702
1/2"-20x2"	Cad.	181705
1/2"-20x2-1/4"	Cad.	181707
1/2"-20x2-1/2"	Cad.	181709
1/2"-20x2-1/2"	(lock) Zinc	9417029
1/2"-20x3"	Cad.	181711
1/2"-20x3-1/2"	Cad.	181713
1/2"-20x4-3/4"	Zinc	191695
9/16"-12x1-1/4"	Cad.	180201
9/16"-12x1-1/2"	Cad.	180207
9/16"-12x1-3/4"	Cad.	180212
9/16"-12x2"	Cad.	180218
9/16"-12x2-1/4"	Cad.	180229
9/16"-12x2-1/2"	Cad.	180231
9/16"-12x3"	Cad.	180236
9/16"-18x1-1/4"	Cad.	181725
9/16"-18x1-1/2"	Cad.	181727
9/16"-18x1-3/4"	Cad.	181729
9/16"-18x2"	Cad.	455093
9/16"-18x2-9/16"	Cad.	3760528
9/16"-18x3"	Cad.	181735
9/16"-18x3-1/2"	Cad.	181743
5/8"-11x1-1/4"	Cad.	180255
5/8"-11x1-1/2"	Cad.	180269
5/8"-11x2"	Cad.	180279
5/8"-18x1-3/8"	Plain	271582

8.902 BOLT, STEP



10-24x5/8"	Cad.	128307
1/4"-20x1"	Cad.	128381
1/4"-20x1-1/4"	Cad.	128390

Group No.	Description	Part No.
1/4"-20x1-1/2"	Cad.	128398
1/4"-20x1-3/4"	Cad.	128402
1/4"-20x2"	Cad.	128624
1/4"-20x2-1/2"	Cad.	128632
1/4"-20x3"	Cad.	128640
5/16"-18x7/8"	Cad.	128417
5/16"-18x1"	Cad.	128421
5/16"-18x1-1/4"	Cad.	128430
5/16"-18x1-1/2"	Cad.	128439
5/16"-18x1-3/4"	Cad.	120232
5/16"-18x2"	Cad.	128661
5/16"-18x2-1/4"	Cad.	128664
5/16"-18x2-1/2"	Cad.	128667
5/16"-18x3"	Cad.	128676
5/16"-18x3-1/4"	(Lock) Plain	9415986
5/16"-18x3-1/2"	Cad.	128685

3/8"-16x1-1/2"	Cad.	128480
3/8"-16x2-1/4"	Zinc	128701

8.903 BOLT, CARRIAGE



10-24x5/8"	Cad.	126193
10-24x7/8"	Zinc	126266

1/4"-20x3/4"	Cad.	120518
1/4"-20x1-1/2"	Cad.	126335
1/4"-20x1-3/4"	Cad.	126339
1/4"-20x2"	Cad.	126344
1/4"-20x2-1/2"	Cad.	126609
1/4"-20x2-3/4"	Cad.	126614

5/16"-18x3/4"	Cad.	126216
5/16"-18x1"	Cad.	126358
5/16"-18x1-1/4"	Cad.	120230
5/16"-18x1-1/2"	Cad.	126373
5/16"-18x1-3/4"	Cad.	120231
5/16"-18x2"	Cad.	126380
5/16"-18x2-1/4"	Cad.	126385
5/16"-18x2-1/2"	Cad.	126652
5/16"-18x3"	Cad.	126662
5/16"-18x9"	Cad.	126987
5/16"-18x10-1/2"	Cad.	110299
5/16"-18x11-1/2"	Cad.	109392

Group No.	Description	Part No.
3/8"-16x1"	Cad.	120915
3/8"-16x1-1/4"	Cad.	126402
3/8"-16x1-1/2"	Cad.	126411
3/8"-16x1-3/4"	Cad.	126416
3/8"-16x2"	Cad.	126419
3/8"-16x2-1/4"	Cad.	126422
3/8"-16x2-1/2"	Cad.	126696
3/8"-16x3"	Cad.	126705
3/8"-16x3-1/2"	Cad.	126715
3/8"-16x3-3/4"	Cad.	126720
3/8"-16x4"	Cad.	126725

1/2"-13x1-1/4"	Cad.	126485
1/2"-13x1-1/2"	Cad.	120917




8.906 BOLT, ROUND HEAD



6-32x1/4"	Cad.	132688
6-32x3/8"	Cad.	132696
6-32x1/2"	Cad.	132705
6-32x5/8"	Cad.	129028
6-32x3/4"	Cad.	132711
6-32x7/8"	Cad.	132715
6-32x1"	Cad.	132719

8-32x1/4"	Cad.	122159
8-32x3/8"	Cad.	121832
8-32x1/2"	Cad.	132760
8-32x1/2"	Zinc Cr. Recess	155043
8-32x5/8"	Cad.	132764
8-32x5/8"	St. Cr. Recess	444468
8-32x3/4"	St. Cr. Recess	445527
8-32x7/8"	St. Cr. Recess	455601
8-32x1-1/4"	Pl. Cr. Recess	273581

10-24x1/4"	Cad.	132821
10-24x3/8"	Cad.	132830
10-24 x 3/8"	Chr. Cr. Recess	155104
10-24x1/2"	Cad.	120221
10-24x5/8"	Cad.	120222
10-24x3/4"	Cad.	120910
10-24x7/8"	Cad.	132844
10-24x1"	Cad.	132848
10-24x1-1/4"	Cad.	132852

Group No.	Description	Part No.	Group No.	Description	Part No.	Group No.	Description	Part No.
10-32x1/4"	Cad.	132892	8-32x5/16"	Zinc	131958	8-32x1/4"	Cad.	456288
10-32x3/8"	Cad.	132900	8-32x1/2"	Cad.	131970	8-32x1/2"	Cad.	133491
10-32x1/2"	Cad.	132908	8-32x3/4"	Cad.	131979	8-32x5/8"	Cad.	133495
10-32x1/2"	Zinc Cr. Recess	155193	8-32x1"	Cad.	131987	8-32 x 5/8"	St. Steel Cr. Recess	188923
10-32x5/8"	Cad.	132911	8-32x1-1/8"	Zinc	221477			
10-32x3/4"	Cad.	132915				10-24x3/8"	Cad.	133556
10-32x7/8"	Cad.	132919	10-24x1"	Cad.	110491	10-24x1/2"	Cad.	123854
10-32x1"	Cad.	132923	10-24x1/4"	Cad.	132096	10-24x1/2"	Chr.	155938
10-32x1-1/4"	Cad.	132926	10-24x5/16"	Cad. Cr. Rcs.	159858	10-24x5/8"	Cad.	133567
10-32x1-1/2"	Cad.	132930	10-24x1/2"	Chr.	132042	10-24x3/4"	Cad.	120620
10-32x1-3/4"	Cad.	132934				10-24x7/8"	Cad.	133573
10-32x2"	Cad.	132938	10-32x3/8"	Cad.	132105	10-24x1"	Cad.	120621
10-32x2-1/4"	Cad.	132942	10-32x1/2"	Cad.	120216	10-24x1-1/4"	Plain	454776
10-32x2-1/2"	Cad.	132947	10-32x5/8"	Cad.	132119	10-24x1-1/2"	Cad.	133583
			10-32x5/8	Hex socket cap- Zinc	431487			
12-24x3/8"	Cad.	132969				10-32x1/2"	Cad.	133634
12-24x1/2"	Cad.	121742	1/4"-20x3/8"	Cad.	131238	10-32x7/8"	Chr.	147947
12-24x5/8"	Cad.	132979	1/4"-20x1/2"	Cad.	132255	12-24x5/8"	Cad.	120626
12-24x3/4"	Cad.	132982	1/4"-20x1/2"	Chr.	132256			
12-24x7/8"	Cad.	132985	1/4"-20x5/8"	Cad.	132259	1/4"-20x1/2"	Cad.	133767
12-24x1"	Cad.	132988	1/4"-20x3/4"	Cad.	132264	1/4"-20x5/8"	Cad.	120585
			1/4"-20x1"	Zinc	132273	1/4"-20x3/4"	Cad.	9412323
1/4"-20x3/8"	Cad.	131375	5/16"-18x1-1/2"	Cad. Cr. Recess	274543	1/4"-20x7/8"	Cad.	120629
1/4"-20x1/2"	Cad.	120628				1/4"-20x1"	Cad.	120657
1/4"-20x5/8"	Cad.	120583	8.907 BOLT AND LOCK WASHER ASSY., FILLISTER HEAD			1/4"-20x1-1/4"	Cad.	133781
1/4"-20x3/4"	Cad.	133043				1/4"-20x1-1/2"	Cad.	133784
1/4"-20x7/8"	Cad.	133046	6-32x3/8"	Cad.	451633	1/4"-20x1-3/4"	Cad.	133789
1/4"-20x1"	Cad.	133049				1/4"-20x2"	Cad.	133793
1/4"-20x1-1/4"	Cad.	133053	10-24x5/8"	Plain	190601	1/4"-20x2-1/2"	Cad.	133802
1/4"-20x1-1/2"	Cad.	133056	10-24x7/8"	Plain	443914	1/4"-20x3"	Cad.	133812
1/4"-20x1-3/4"	Cad.	133058	10-24x1-1/8"	Plain	454031			
1/4"-20x2"	Cad.	133063	10-24x1-1/4"	Plain	454776	1/4"-28x5/16"	Cr. Recess	439983
1/4"-28x5/8"	Cad.	143317	10-24x2"	Pl. Cr. Recess	274073			
						5/16"-18x5/8"	Cad.	133822
5/16"-18x1/2"	Cad.	131394	1/4"-20x9/16"	Cad.	431791	5/16"-18x7/8"	Zinc. Cr. Recess	186511
5/16"-18x3/4"	Cad.	133094	1/4"-28x5/16"	Plain	187375	5/16"-18x1-3/8"	Plain	113917
5/16"-18x1"	Cad.	133102						
5/16"-18x1-1/4"	Cad.	133106				7/16"-14x1"	Cad. Cr. Rcs.	179158
8.907 BOLT, FILLISTER HEAD			8.908 BOLT, FLAT HEAD			8.909 BOLT, OVAL HEAD		
								
6-32x1/4"	Cad.	131880	6-20x3/8"	Chr. Cr. Recess	162598	6-32x5/16"	St. Steel	426701
6-32x3/8"	Cad.	131890	6-32x1/4"	Cad.	133414	1/4"-20x1/2"	Chr.	134417
6-32x5/8"	Plain	100908	6-32x5/16"	Chr. Cr. Recess	155836			
6-32x1"	Cad.	131919						
8-32x1/4"	Cad.	131954						

Group No.	Description	Part No.
	(Oval Cross Recess Hd.)	
8-32x7/8"	St. Steel	179354
10-32x3/4"	Chr.	145425
1/4"-20x3/4"	Cad.	157401
1/4"-20x7/8"	St. Steel	186466
1/4"-20x3/4"	Chr.	9416343
1/4"-20x7/8"	Chr.	451262
1/4"-20x1-1/4"	Chr.	455981

8.913 BOLT, PAN HEAD CROSS RECESS



8-32x5/8"	Cad.w/L.washer	455180
8-32x7/16"	Zinc	455690
10-32x3/8"	Cad.	160035

8.913 BOLT, TRUSS HEAD



8-32x1/2"	Zinc	274662
10-32x5/16"	Chr. Cr. Rcs.	274852
1/4"-20x1"	Cad. Cr. Rcs.	157740
5/16"-18x3/4"	Chr. Clutch Rcs.	9416233

8.915 NUT, HEXAGON (Common)



6-32	Cad.	134530
8-32	Cad.	120622
10-24	Cad.	120361

Group No.	Description	Part No.
10-32	Cad.	120614
12-24	Cad.	121743
12-32	Cad.	188445
3/4"-16	Zinc	219758
8.915	NUT, HEXAGON (Regular)	
1/4"-20	Cad.	120375
1/4"-28	Cad.	120367
5/16"-18	Cad.	120376
5/16"-24	Cad.	121917
3/8"-16	Cad.	9414034
3/8"-24	Zinc	839103
7/16"-14	Cad.	124573
7/16"-14	(286M) Zinc	271501
7/16"-20	Cad.	120370
1/2"-13	Cad.	120378
1/2"-20	Cad.	120371
1/2"-20	Cad. (thick)	125653
9/16"-12	Cad.	124583
9/16"-18	Cad.	124634
9/16"-18	Cad. (thick)	143417
5/8"-11	Cad.	124589
5/8"-18	Cad.	122021
3/4"-16	Cad.	125949

8.916 NUT, HEXAGON CHECK



1/4"-20	Cad.	124818
1/4"-28	Cad.	120613
5/16"-18	Cad.	124824
5/16"-24	Cad.	124920
3/8"-16	Cad.	124829
3/8"-24	Cad.	124925
7/16"-14	Cad.	124834
7/16"-20	Cad.	124929
1/2"-13	Cad.	120238
1/2"-20	Cad.	124934
9/16"-18	Cad.	124939
5/8"-18	Cad.	124944
3/4"-16	Cad.	124949

8.917 NUT, HEXAGON SLOTTED (Thin)



1/4"-28	Cad.	125215
---------	--------------	--------

Group No.	Description	Part No.
5/16"-24	Cad.	125224
3/8"-16	Cad.	125127
3/8"-24	Cad.	125233
7/16"-20	Cad.	121728
7/16"-20	Zinc	9417044
1/2"-20	Cad.	125250
	(Thick)	
5/16"-24	Cad.	125339
7/16"-20	Cad.	125357
1/2"-20	Cad.	125366
9/16"-18	Cad.	125258
5/8"-18	Cad.	125384
1"-14	Cad.	125411
	(Self-locking Type)	







1/4"-28	Zinc	131246
5/16"-18	Type EA Cad.	9411638
5/16"-18	Type LL Zinc	451005
5/16"-24	Cad.	126002
3/8"-16	Zinc	9411507
3/8"x16	Type N Cad.	9413322
3/8"-24	Type A	9414568
3/8"-24	Type HO Cad.	192062
3/8"-24	Type N	9414398
7/16"-14	Cad.	9414073
7/16"-20	Cad.	126022
7/16"-20	Type HL Cad.	272684
7/16"-20	Type HO Zinc	192063
1/2"-13	Cad.	126015
1/2"-20	Zinc (300M)	9416098
1/2"-20	Type HL Zinc	443340
1/2"-20	Type HLT Zinc	442832
9/16"-12	Type LJ Zinc	145034
9/16"-18	Zinc	451127

8.919 NUT, BLIND CROWN



10-32	Zinc (Low crown)	131498
1/4"-20	Cad. (Low crown)	131420
1/4"-20	Zinc (Low Crown)	131436
1/4"-28	Zinc (High crown)	131657
10 Ext.	Zinc	138479
10 Ext.	Ctsk. Cad.	138597
10 Int. Ext.	Zinc	178378
1/4" Ext.	Pkzd.	121753
1/4" Int.	Zinc	120423
5/16" Ext.	Cad.	138485

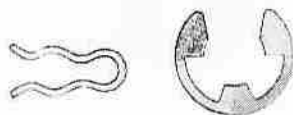
Group No.	Description	Part No.
8.920	NUT, WING	
	1/4"-20 Zinc	148312
8.921	NUT, SPRING LOCK (Stamped)	
		
8-15	Type A Phosphate	445348
8-15	Type A Phosphate	445344
8-15	Type B Cad.	446754
8-32	Type G Zinc	271472
8-32	Type G Zinc (lock)	274800
10-24	Zinc	441239
10-24	Type G Zinc (lock)	273292
10-24	Type G	9413579
1/8"	Cad.	3752642
1/8"	Type M Cad.	274992
3/16"	Type M Cad.	274999
1/4"-20	Type G Cad.	446026
1/4"-20	Cad.	107814
1/4"-28	Cad.	107821
1/2"-13	Cad.	107817
1/2"-20	Cad.	107825
	(Clip Type)	
		
10-12	Type B	446722
14-10	Type B Spring	447026
3/32"	Heavy Cad.	445193
5/32"	Type A Cad.	445202
3/8"	Cad.	274915
3/8"	Type A Phosphate	9416030
1/4"	Type M Cad.	274796
	("U" Shape)	
10-12	Type B	9415193
14-10	Type A Cad.	454421
8.924	NUT, BARREL	
10-32x9/16"	Chr.	445944

Group No.	Description	Part No.
8.925	NUT, TEE OR ANCHOR	
		
	1/4"-20 (3/4" dia. base)	125602
	1/4"-20 (oblong base T)	143617
8.927	WASHER	
	1/4" I.D. Felt	431533
8.928	WASHER, SPRING TYPE	
	I.D. O.D. Thickness	
	5/64" 3/4" .007" 402547	
	3/16" 5/16" .007" 410218	
	21/64" 17/32" .0125" 413344	
	33/64" 3/4" .007" 413329	
	13/32" 49/64" - 3709568	
8.929	WASHER, FLAT (U.S.S.) Large	
		
	7/32" Type A Zinc	451979
	1/4" Cad.	120385
	9/32" Type A Zinc	9416678
	11/32" I.D. x 5/8" O.D. Plain	9414321
	5/16" Cad.	120386
	3/8" Cad.	446363
	7/16" Cad.	120388
	3/8" I.D. x 3/4" O.D. x .065 Zinc	446548
	1/2" Cad.	120389
	9/16" I.D. x 1-1/4" O.D. Cad.	446230
	9/16" I.D. x 1-3/8" O.D. Cad.	120390
	15/16" Zinc	131018
	(S.A.E.) Small	
	6 Cad.	131014
	8 Zinc	131015
	10 Cad.	120391
	1/4" Cad.	120392

Group No.	Description	Part No.
	5/16" Cad.	120393
	3/8" Cad.	120394
	7/16" Cad.	120395
	1/2" Cad.	120396
	9/16" Cad.	121458
	5/8" Cad.	131016
	13/16" Cad.	131017
8.931	WASHER, LOCK	
		
	6 Medium Cad.	131044
	8 Std. Zinc	121841
	10 Medium Zinc	120217
	12 Medium Cad.	121744
	1/4" Std. Zinc	120380
	5/16" Std. Cad.	120214
	5/16" Heavy Zinc	120638
	3/8" Std. Zinc	120382
	3/8" Light Plain	110730
	7/16" Std. Zinc	120383
	1/2" Heavy Cad.	131101
	9/16" Medium Cad.	120698
	9/16" Heavy Zinc	131139
	5/8" Medium Cad.	121574
	5/8" Heavy Cad.	131140
	3/4" Medium Cad.	131046
	11/16" Heavy Cad.	131141
8.932	WASHER, SHAKEPROOF	
	 	
	8 Int. Cad.	138530
	8 Ext. Cad.	121752
	10 Int. Cad.	121801

Group No.	Description	Part No.
5/16"	Ext. Ctsk. Cad.	134512
5/16"	Int. Cad.	138538
3/8"	Ext. Zinc	138489
3/8"	Int. Cad.	138542
7/16"	Int. Cad.	131718
7/16"	Ext. Cad.	136857
1/2"	Int. Cad.	138549
9/16"	Int. Cad.	138553
5/8"	Int. Cad.	138557
5/8"	Ext. Cad.	138502
11/16"	Int. Zinc	141707

8.934 RETAINER-RING



Retainer	Ring	
1/8" Groove Dia.-Ret.		148146
3/16" Groove Dia.-Ret.		149505
3/16" Groove Dia.-Ring		9416094
3/16" Bore Dia.-Ring		274611
7/32" Groove Dia.-Ring		
Type TC		9412979
7/32" Groove Dia. Ring.		
Type TE		9416713
1/4" Groove Dia.-Ret.		148148
1/4" Groove Dia.-Ring		9412978
1/4" Groove Dia.-Ring		
Type TE		274612
5/16" Groove Dia.-Ret.		455563
5/16" Groove Dia.-Ring		274574
5/16" Groove Dia.-Ring		9415232
3/8" Groove Dia.-Ret.		148150
3/8" Groove Dia.-Ring		9413183
3/8" Groove Dia.-Ring		9411494
7/16" Groove Dia.-Ret.		455565
1/2" Groove Dia.-Ring		9414470
5/8" Groove Dia.-Ret.		142590
5/8" Bore Dia.-Ring		274267
3/4" Bore Dia.-Ring		274416
25/32" Groove Dia.-Ret.		9416877
1" Groove Dia.-Ring		9412063
1-1/32" Bore Dia.-Ring		9413524
1-3/8" Bore Dia.-Ring		274947
2-1/16" Bore Dia.-Ring		9416675

8.938 PIN, COTTER



3/64"x5/16"	225845
1/16"x1/2"	103361
1/16"x3/4"	103362
1/16"x1"	103363
1/16"x1-1/4"	103364
3/32"x5/8"	107762
3/32"x1"	103374

Group No.	Description	Part No.
3/32"x1-1/2"		103376
1/8"x1/2"		103383
1/8"x1"		103385
1/8"x1-1/2"		103387
1/8"-2-1/2"		103391
3/16"x1"		103407
3/16"x2"		103411

8.939 PIN, STRAIGHT



3/32"x13/16"(Spring type)	456952
3/32"x1" (Dowel)	103679
1/8"x1/2" (Dowel)	141109
1/8"x3/4" (Spring type)	455734
1/8"x1-1/8" (Spring type)	455277
5/32"x7/16" (Spring type)	456636
5/32"x11/16"(Spring type)	273390
5/32"x3/4"	455346
3/16"x3/8"	454779
3/16"x3/4" (Spring type)	454512
3/16"x13/16"	110757
3/16"x13/16"(Spring type)	455106
3/16"x7/8"	103723
3/16"x1-1/4"	103726
3/16"x2-1/4" (Chamfered)	424286
1/4"x5/8" (Slotted Spring)	455488
1/4"x7/8" (Chamfer)	103738
1/4"x1-1/2" (Spring type)	456722
5/16"x15/16"	141222
3/8"x1"	3781370
1/2"x1/2" (Dowel)	141275

8.940 PIN, GROOVED



1/16"x1/2"	455478
1/8"x5/8"	142485
1/8"x3/4"	142486
1/4"x1/2" Type F	274587
1/4"x3/4" Type F	9409680
1/4"x1-1/2"	442951

8.942 PIN, CLEVIS



1/4"x51/64" Zinc	138083
3/16"x19/32" Cad.	121547
5/16"x31/32" Zinc	121741
3/8"x1-3/32" Cad.	138084

Group No.	Description	Part No.
3/8"x1-1/16" Zinc		274523

8.946 END YOKE



5/16"-24 Plain (1-7/8" long)	116535
5/16"-24 Cad.(2-1/4" long)	178287
3/8"-24 Cad.	144243

8.948 CLAMP, HOSE

9/16"	274461
5/8"	272795
3/4"	272847
15/16" for 5/8" I.D. Hose	1335545
1-3/8"	111612
1-1/2"	111614

8.950 CLIP, PIPE OR CABLE



1/4"	125912
5/16" Zinc	192107
3/8"	116027
9/16"	120526

CLIP, SNAP SPRING

1/4" Single	148129
5/16" Single	127753

8.951 COCK, DRAIN



1/8" Pipe Thread	111668
1/8" Pipe Thread	134519
1/4" Pipe Thread	455883

Group No.	Description	Part No.
-----------	-------------	----------

8.955 GASKET, ROUND CLOSED



3/16" I.D.	105450
5/16" I.D.	114622
5/8" I.D.	105453
3/4" I.D.	113897

8.960 KEY, WOODRUFF



1/8"x1/2"	106749
1/8"x5/8"	103905
5/32"x3/4"	124548
3/16"x3/4"	106751
3/16"x2-1/8"	144542


8.962 TUBING, RUBBER

10 ft. coil (11/32") 609863

8.963 BUSHING, PIPE REDUCER

1/4"x1/8" 141539


CONNECTOR, THREADED SLEEVE



Tubing	Thread	Part No.
1/8"	5/16"-24 1/8"-27	135628
3/16"	3/8"-24 1/8"-27	152120
1/4"	7/16"-24 1/8"-27	148330
5/16"	1/2"-20 1/8"-27	114919


Group No.	Description	Part No.
-----------	-------------	----------

CONNECTOR, INVERTED FLARED TUBE




Tubing	Thread	Part No.
3/16"	3/8"-24 1/8"-27	137404
1/4"	7/16"-24 1/8"-27	137405
5/16"	1/2"-20 1/8"-27	137406
3/8"	5/8"-18 1/4"-18	442323
3/8", 5/8"	1/4"-18	442330
3/8"	5/8"-18 1/4"-18	145476

CONNECTOR, BALL SLEEVE TUBE




Tubing	Thread	Part No.
1/8"	5/16"-24	140284
1/4"	7/16"-24	114626

ELBOW, THREADED SLEEVE



1/8"	134251
3/16"	114890
1/4" (90°)	169983

ELBOW, INVERTED FLARED TUBE



3/16" (90°)	137420
1/4" (90°)	137421

Group No.	Description	Part No.
-----------	-------------	----------

5/16" (45°)	116341
5/16" (90°)	137422
3/8" (90°)	137423

NIPPLE, THREADED SLEEVE PIPE



1/4"x1" Zinc	192051
1/4"x3" Zinc	192055
1/4"x4" Zinc	192057

NUT, THREADED SLEEVE



Tubing	Thread	Part No.
1/8"	5/16"-24	121534
3/16"	3/8"-24	114962
1/4"	7/16"-24	114963
1/4"	Small Hex. Hd.	
1/4"	7/16"-24	442140
	Lrg. Hex. Hd.	
5/16"	1/2"-20	114964
3/8"	9/16"-20	114965
1/2"	1 1/16"-16	120243


NUT, INVERTED FLARED TUBE




Tubing	Thread	Part No.
3/16"	3/8"-24	137396
1/4"	7/16"-24	137397
5/16"	1/2"-20	137398
3/8"	5/8"-18	137399

TEE, THREE WAY


1/4"-24 Brass	127927
1/2"-14 Zinc	454123

Group No.	Description	Part No.
	NUT, BALL SLEEVE	
		
1/8" Tubing	121322
3/16" Tubing	120487
1/4" Tubing	114627

SLEEVE, BALL

		
3/16" Tubing	120488
1/4" Tubing	114628

UNION, THREADED SLEEVE


		
1/8" Tubing	144414
3/16" invert. flared tube	..	137412
1/4" invert. flared tube	..	137413
3/8" Tubing	137415

8.964 TUBING, COPPER (in Coils)


1/8"x10 ft.	1399637
3/16"x25 ft.	1185240
1/4"x25 ft.	364934
5/16"x25 ft.	348750
3/8"x25 ft.	3847597

STEEL TUBING (in Coils)




1/4"x25 ft.	603827
-------------	-------	--------

Group No.	Description	Part No.
8.965	FUSE, ELECTRICAL	
		
1 Amp. (5/8" long)	149559
1-1/2 Amp. (5/8" long)	..	432640
2 Amp. (5/8" long)	148086
4 Amp. (5/8" long)	147682
5 Amp. (5/8" long)	126049
6 Amp. 3/4" long)	147683
7-1/2 Amp. (7/8" long)	..	455640
9 Amp. (7/8" long)	147684
10 Amp. (1-1/4" long)	..	117142
14 Amp. (1-1/16" long)	..	147685
15 Amp. (1-1/4" long)	..	120151
20 Amp. (1-1/4" long)	..	106653
25 Amp. (1-1/4" long)	..	455844
30 Amp. (1-1/8" long)	..	120114

8.970 PLUG, EXPANSION



		
5/8"	172529
3/4"	103892
7/8"	103893
1"	103894
1-1/8"	106517
1-1/4"	103895
2-1/8"	172593

8.971 PLUG, PIPE



		
		
		
1/8" Sq. Head (Br.)	...	103877
1/8" Hex. Hd. Cad. or Zinc	..	444613
1/8" Hex. Hd. Brass	...	444614
1/8" Hex. Hd. Plain	...	444687
1/8" Headless Slotted Pl.	..	103883
1/4" Sq. Hd. Cad.	444577
1/4" Hex. Hd. Zinc	444619
3/8" Sq. Hd. Plain	445673
3/8" Sq. Headless C'sunk.	..	444783
1/2" Hex. Hd. Plain	445078
1/2" Sq. Hd. Plain	438159
1/2" Sq. Headless C'sunk	..	116566
Plain	116566
1/2"-14 sq. socket plain	..	444788
1/2"-14 sq. socket Zinc	..	444789
1/2"-20 Hex. Hd.	3775043

Group No.	Description	Part No.
8.973	PLUG, SHEET METAL	
		
		
1-1/2" Cad.	432449
8.975	SCREW, SET, CONE POINT, HEX SOCKET	
8-32x3/16" Cad.	454649
8-32x5/16" Cad.	453069
8-32x3/8"-Chr.	9417491
8-32x1/2" Cad.	456854
10-24x3/8" Plain	140908
10-24x3/4" Cad.	274164
12-24x7/8" Cad.	274783


SCREW, SET, CUP POINT, HEX SOCKET

		
		
6-32x1/4" Plain	147462
8-32x3/16" Cad.	192208
8-32x1/4" Plain	140854
8-32x5/16" Cad.	217217
10-32x1/4" Plain	140880
1/4"-20x1/4" Cad.	...	127782
1/4"-28x1-1/2" Plain	..	139020

CUP POINT, HEADLESS

		
		
6-32x1/8" Zinc	173666
8-32x7/16" Chr.	187437

8.977 SCREW, SHEET METAL (HEX. HEAD)

		
6-20x3/8" Type B Zinc	..	451322
8-15x1/2" Chr.	161867
8-15x1/2" w/wshr. Zinc	..	456794
8-18x3/8 w/Face Zinc	..	9417336
8-18x7/16" Zinc	454576
8-32x1/2" Type C Zinc	..	170990
8-32x1/2" Type D Zinc	..	172300
8-32x5/8" w/wshr. Zinc	..	425363

Group No.	Description	Part No.
10-16x3/8"	Zinc	178781
10-12x1/2"	Zinc	444267
10-12x5/8"	Zinc	451625
10-12x5/8"	w/Face Cad.	273556
10-12x3/4"	Zinc	188754
10-12x2"	Zinc	274958
10-16x1/2"	W/Face Zinc	416194
10-24x1/2"	w/Face Cad.	455380
10-24x1/2"	Serr. W/Face Cad.	9413355
10-32x5/8"	Zinc	448637
10-32x1-3/8"	Plain	9417277
12-14x3/4"	Cad.	456419
14-10x1/2"	Zinc	189694
14-10x5/8"	Zinc	149501
14-10x3/4"	Type A-Black Zinc	9416677
20-9x3/4"	Zinc	445610
20-9x7/8"	Cad.	455827
1/4"-14x1/2"	W/Face Cad.	177999
1/4"-14x1"	Zinc	451617
1/4"-20x1/2"	Zinc	172427
1/4"-20x3/4"	Zinc	9413531
1/4"-20x7/8"	Zinc	448651
1/4"-20x1"	Zinc	448653
1/4"-20x1-3/4"	Zinc	9417049
1/4"-20x2-1/4"	Zinc	9416666
1/4"-28x1/2"	Zinc	448655
1/4"-28x5/8"	Zinc	448657
5/16"-18x1/2"	Zinc	145587
5/16"-18x3/4"	Cad.	171104
5/16"-18x7/8"	Zinc	9411835
5/16"-18x1-1/8"	Zinc	9413229
5/16"-18x1-1/4"	Zinc	177902
5/16"-18x1-1/4"	Type E-Zinc	9416928
3/8"-16x5/8"	Zinc	171121
3/8"-16x3/4"	Zinc	172482
3/8"-16x7/8"	Zinc	9415555
3/8"-16x1-3/8"	Zinc	9415612
3/8"-16x1-1/4"	W/Face Zinc	9417750
3/8"-16x1-5/8"	Zinc	9416665
3/8"-24x1"	Hex Locktype "AA"	9409035

CROSS RECESS HEAD



6-32x3/8"	Chr. Oval Hd.	442752
8-15x3/8"	Cad. Flat Hd.	431601
8-15x1/2"	Chr. Oval Hd.	148545
8-15x7/16"	St. Steel Rd. Hd.	446869
8-15x9/16"	w/Ext. Wshr. Chr. Rd. Hd.	431615
8-15x5/8"	Chr. Oval Hd.	9415633
8-15x5/8"	Chr. Oval Hd.	162400

Group No.	Description	Part No.
8-15x3/4"	St. Steel Oval Hd.	187605
8-15x3/4"	Chr. Pan Hd.	161870
8-15x3/4"	Oval Hd. Chr.	9414754
8-15x7/8"	Steel Rd. Hd.	273711
8-15x1"	Chr. Oval Hd.	9414756
8-15x1-1/4"	Chr. Oval Hd.	145419
8-15x1-3/8"	Chr. Oval Hd.	178849
8-15x1-1/2"	Chr. Oval Hd.	145420
8-15x1-3/4"	Chr. Oval Hd.	168528
8-15x2-1/8"	Chr. Oval Hd.	456388
8-18x3/8"	Steel Flat Hd.	274549
8-18x3/8"	Zinc Flat Hd.	9415568
8-18x2-1/8"	Oval Hd. Chr.	9415475
8-32x1/4"	Cad. Rd. Hd.	164012
8-32x5/16"	Cad. Rd. Hd.	164016
8-32x5/16"	Pl. Rd. Hd.	176464
8-32x1/2"	Cad. Oval Hd.	449513
8-32x1/2"	Chr. Oval Hd.	165063
8-32x5/8"	Cad. Rd. Hd.	166617
10-12x3/8"	Cad. Pan Hd.	161892
10-12x5/8"	Cad. Pan Hd.	161901
10-12x5/8"	type "A" Chr. Pan Hd.	161902
10-12x5/8"	Chr. Oval Hd.	168590
10-12x3/4"	Chr. Oval Hd.	168593
10-12x3/4"	Zinc Pan Hd.	161903
10-12x1"	Flat Hd. Zinc	161447
10-12x1-1/4"	Chr. Oval Hd.	162485
10-12x1-1/2"	Chr. Oval Hd.	162488
10-16x1/2"	Chr. Oval Hd.	168584
10-16x3/8"	Chr. Oval Hd.	9414764
10-16x5/8"	Chr. Oval Hd.	9414763
10-16x5/8"	Cad. Oval Hd.	162906
10-24x1/2"	Chr. Oval Hd.	274460
10-24x1/2"	St. Steel Pan Hd.	176595
10-24x5/8"	Chr. Pan Hd.	167102
10-24x7/8"	Cad. Oval Hd.	449529
10-24x1"	Chr. Oval Hd.	167582
10-32x1/4"	Cad. Rd. Hd.	164072
12-24x3/8"	Cad. Pan Hd.	164487
14-10x3/4"	Chr. Pan Hd.	162080
14-10x1-3/4"	Cad. Rd. Hd.	161742
14-10x2-7/16"	Cad. Rd. Hd.	447124
1/4"-20x1"	Steel Oval Hd.	186810

SLOTTED HEAD



Oval	Pan	Round
6-18-5/8"	Chr. Oval Hd.	106665
6-20x1/4"	Cad. Rd. Hd.	142806
6-20x5/16"	Nic. Rd. Hd.	120298
6-32x1/2"	Cad. Fill. Hd.	448905
7-16x1/2"	Chr. Oval Hd.	145698
8-15x7/16"	Pl. Pan Hd.	450991
8-15x1/2"	Cad. Pan Hd.	111633
8-18x1/2"	Zinc Pan Hd.	125706
8-32x1/4"	Zinc Fil. Hd.	131954
8-32x3/8"	Cad. Fil. Hd.	172129
8-32x1/2"	Cad. Fil. Hd.	172131
10-12x1/2"	Chr. Pan Hd.	161897
10-12x3/4"	Chr. Oval Hd.	178891
10-16x1/4"	Cad. Rd. Hd.	145111
10-16x1-1/4"	Phos. Rd. Hd.	445974
10-24x3/4"	Zinc Pan Hd.	9411453
12-28x3/8"	Cad. Rd. Hd.	9412084

8.977 SCREW FLAT HEAD



8-15x1/2"	(Cr. Recess) Nic.	169180
8-15x1/2"	(Cr. Recess) Cad.	161415
8-32x1/2"	(Cr. Recess) Zinc	442610

8.981 STUD



5/16"-24x5/16"-18x1-5/8"	Zinc	191991
--------------------------	----------------	--------

Group No.	Description	Part No.
	5/16"x1-3/4" Zinc	117245
	3/8"-24 x 3/8"-16 x 1-9/16"	178453

8.984 FITTING, GREASE



Group No.	Description	Part No.
	Straight Lub.	
	67-1/2° Elbow	
	Hinge Lid	
	1/8" Straight Taper Thd. .	191758
	1/4"-28 Strgt. Taper Thd.	109454
	67-1/2° Elbow 1/8"	
	Pipe Thd.	109350
	90° Elbow Press Type . .	271439
	1/4"-28x90° Elbow - Taper Thd.	271329
	3/16" Oiler Hinge Lid . .	125609
	1/4" Oiler Hinge Lid . .	113702

Group No.	Description	Part No.
-----------	-------------	----------

Group No.	Description	Part No.
-----------	-------------	----------

LAMP BULBS

Year	Part Name	Type Base	Candle Power	Mfrs. No.	Part No.
1955-60	Air Conditioner Control Panel	S.C. Bayonet	2	57	273157
1951-54	Ash Tray and Floor Lamp	S.C. Bayonet	6	81	142306
1955-60	Ash Tray and Floor Lamp	S.C. Bayonet	1	53	131282
1942-54	Back Up Lamp	S.C. Bayonet	32	1133	142309
1953-54 exc. 2562-71	Back Up Lamp	S.C. Bayonet	21	1129	103642
1955-60	Back Up Lamp	S.C. Bayonet	32	1073	454646
1938-54	Beam Indicator	S.C. Bayonet	1	51	115273
1955-56	Beam Indicator	S.C. Bayonet	1	53	131282
1950-54	Courtesy Lamp	D.C. Bayonet	6	82	119434
1955-60	Courtesy Lamp	S.C. Bayonet	6	89	142452
1940-54	Direction Signal	D.C. Bayonet	21-3	1154	145416
1955-57	Direction Signal	D.C. Bayonet	32-4	1034	454645
1940-54	Direction Signal Pilot Light	S.C. Bayonet	1	51	115273
1955-60	Direction Signal Pilot Light	S.C. Bayonet	2	57	273157
1937-40	Dome Lamp	S.C. Bayonet	6	81	142306
1941-48 exc. 2567	Dome Lamp	D.C. Bayonet	6	82	119434
1941-48 2567	Dome Lamp	S.C. Bayonet	2	55	125588
1949-54	Dome Lamp	D.C. Bayonet	15	210	453138
1955-56 exc. 25/2762-63-64	Dome Lamp	D.C. Bayonet	15	1004	455136
1955-56 25/2762-63-64	Dome Lamp	S.C. Bayonet	6	90	142453
1957-59	Dome Lamp	D.C. Bayonet	15	1004	455136
1935-54	Electric Clock	S.C. Bayonet	2	55	125588
1955-60	Electric Clock	S.C. Bayonet	2	57	273157
1937-40	Fender Lamp	S.C. Bayonet	3	63	142303
1942-48	Heater Panel	S.C. Bayonet	1	51	115273
1949-54	Heater Panel	S.C. Bayonet	2	55	125588
1955-60	Heater Panel	S.C. Bayonet	2	57	273157
1949-54	Hood Ornament	S.C. Bayonet	1	51	115273
1955-56	Hood Ornament	S.C. Bayonet	1	53	131282
1939-41, 1949-54	Ignition Key Hole	S.C. Bayonet	1	51	115273
1955	Ignition Key Hole	S.C. Bayonet	2	57	273157
1956-60	Ignition Key Hole	S.C. Bayonet	1	53	131282
1941-54	Instrument Panel Compartment	S.C. Bayonet	2	55	125588
1955-60	Instrument Panel Compartment	S.C. Bayonet	2	57	273157
1937-49	Instrument Panel Cluster	S.C. Bayonet	2	55	125588
1955-60	Instrument Panel Cluster	S.C. Bayonet	2	57	273157
1947	Instrument Lamp	S.C. Bayonet	6	81	142306
1960	Low Fuel Indicator Lamp	S.C. Bayonet	2	55	125588
1959	Oil Pressure Tell Tale	S.C. Bayonet	1	53	131282
1952-54	Parking Brake Warning Lamp	S.C. Bayonet	2	55	125588
1942-54	Parking Lamp	S.C. Bayonet	3	63	142303
1955-60	Parking Lamp	D.C. Bayonet	32-4	1034	454645
1935-48	Radio Lamp, Deluxe Radio	S.C. Bayonet	1	51	115273
1940-48	Radio Lamp, Super Deluxe	S.C. Bayonet	2	55	125588
1939-46	Rear Luggage Compartment Lamp	S.C. Bayonet	2	55	125588
1947-54	Rear Luggage Compartment Lamp	S.C. Bayonet	6	81	142306
1955-60	Rear Luggage Compartment Lamp	S.C. Bayonet	15	1003	455490
1939-54 exc. 2571 & Sta. Wag.	Rear License Lamp	S.C. Bayonet	3	63	142303
1955-56 exc. 2762-63	Rear License Lamp	S.C. Bayonet	4	67	142450
1957-60	Rear License Lamp	S.C. Bayonet	4	67	142450
1950-54	Rear, Quarter Corner Lamp	D.C. Bayonet	6	82	119434
1955-56 2837-39	Rear Quarter Corner Lamp	S.C. Bayonet	6	90	142453
1958	Safeguard Speedometer Indicator Housing	S.C. Bayonet	1	53	131282
1948-54	Shift Indicator H.T. & P.G.	S.C. Bayonet	1	51	115273
1955-60	Shift Indicator H.T.	S.C. Bayonet	2	57	273157
1937-38	Stop Lamp	S.C. Bayonet	15	87	119294
1949 2561-62-71	Stop Lamp	S.C. Bayonet	21	1129	103642
1950-52 2562	Stop Lamp	S.C. Bayonet	21	1129	103642
1955-57	Stop Lamp	D.C. Bayonet	32-4	1034	454645

1935-38	Tail Lamp	S.C. Bayonet	3	63	142303
1937-52 2571 & Sta. Wag.	Tail Lamp	S.C. Bayonet	3	63	142303
1939-52 exc. 2571 & Sta. Wag.	Tail Lamp	D.C. Bayonet	21-3	1154	145416
1953-54	Tail Lamp	D.C. Bayonet	21-3	1154	145416
1955-60	Tail Lamp	D.C. Bayonet	32-4	1034	454645
1959 24-28 All	Tail Lamp	S.C. Bayonet	4	67	142450
1960	Tail Lamp	S.C. Bayonet	4	67	142450
1959	Temperature Tell Tale	S.C. Bayonet	1	53	131282
1942-47	Under Hood Lamp	S.C. Bayonet	6	81	142306
1948-49	Under Hood Lamp	D.C. Bayonet	6	82	119434
1950-52	Under Hood Lamp	D.C. Bayonet	15	210	453138
1953-54	Under Hood Lamp	S.C. Bayonet	15	87	119294
1955-60	Under Hood Lamp	S.C. Bayonet	15	1003	455490